

The Australian Stock Horse Society Limited

Event Rules & Regulations

Effective 17 February 2025

Please check the Society's website for the most current version.



The Australian Stock Horse Society Limited ABN: 35 001 440 437

A: 48 Guernsey Street / PO Box 288, Scone NSW 2337 Australia P: (02) 6545 1122 E: info@ashs.com.au W: www.ashs.com.au



Australian Stock Horse
SOCIETY

Events Handbook

| | Section |
|--|-----------|
| Aims & Definitions Event Management | 1 |
| Codes of Conduct, Responsibilities, Obligations and Ring Etiquette for Judges, Stewards Volunteers and Competitors | 2 |
| Standard of Excellence Conformation Movement Tack and Attire | 3 |
| Led ASH Classes ASH Hack Classes Working ASH Classes Time Trial Events Show Hunter ASH Classes Working Hunter ASH Classes | 4 |
| Futurity Maturity Challenge | 5 |
| Youth Events Youth Judging Competitions Youth Handler Classes ASH Rider Classes Youth Point Score Competition | 6 |
| Dressage ASHLA ASH Stockman's Turnout Class | 7 |
| Novelty Events Recreational Rides | 8 |
| NCCA - Code for Cattle Care NCCA - Campdraft Competition Rules Team Yarding Station Cutting | 9 |
| ASHS Stockman's Challenge | 10 |
| ASHS National Championships: National Show Committee Selection of Judges Conducting the National Show National Youth Show | 11 |
| Annual Awards: Prince of Wales Perpetual Trophy Westpac Star of the Year Trophy International Performance Horse Award | 12 |

The Australian Stock Horse Society Limited

EVENTS RULES & REGULATIONS

Aims & Definitions and Event Management

Section 1

CONTENTS

| | |
|--|-----------|
| AIMS AND DEFINITIONS | 3 |
| 1. THE VISION..... | 3 |
| 2. THE AIMS | 3 |
| 3. THE MISSION..... | 3 |
| 4. TO ACHIEVE THE VISION, AIMS AND MISSION..... | 3 |
| 5. AUSTRALIAN STOCK HORSE SOCIETY DEFINITIONS | 4 |
| EVENTS | 6 |
| 6. EVENT MANAGEMENT | 6 |
| 7. RISK MANAGEMENT FOR COMMITTEES | 9 |
| 8. FIRST AID..... | 9 |
| 9. HORSE CONTROL..... | 9 |
| 10. STALLION CONTROL | 9 |
| 11. DOGS | 9 |
| 12. PROTECTIVE HEAD GEAR..... | 10 |
| 13. BICYCLES AND SCOOTERS..... | 10 |
| 14. MOTORISED VEHICLES..... | 10 |
| 15. CONDITIONS OF ENTRY FOR HORSES..... | 10 |
| 16. CONDITIONS OF ENTRY FOR RIDER/HANDLER | 11 |
| 17. RESPONSIBILITIES OF THE RIDER/HANDLER | 12 |
| COMPETITIONS | 13 |
| 18. CONDITIONS OF ENTRY FOR HORSES..... | 13 |
| 19. CONDITIONS OF ENTRY FOR RIDER/HANDLER | 13 |
| 20. RESPONSIBILITIES OF THE RIDER/HANDLER | 13 |
| 21. PROGRAMMES - ENTRY FORMS | 13 |
| 22. PLACING OF AWARDS/RIBBONS | 13 |
| 23. ELIGIBILITY FOR CHAMPION | 14 |
| 24. COMPLAINTS/PROTESTS | 14 |
| TRAINING OR COACHED EVENTS | 16 |
| 25. CONDITIONS OF ENTRY FOR HORSES..... | 16 |
| 26. CONDITIONS OF ENTRY FOR RIDER/HANDLER | 16 |
| 27. RESPONSIBILITIES OF THE RIDER/HANDLER | 16 |
| 28. ENTRY FORMS | 16 |
| GENERAL INFORMATION | 17 |
| 29. CONDUCT – Refer to Events Rules and Regulations – Section 2..... | 17 |
| 30. DRUG POLICY – Refer to ASHS Rules and Regulations | 17 |
| 31. CRUELTY OR ABUSE - Refer to The Society's Horse Welfare Policy | 17 |
| 32. CHILD SAFE PRACTICES – Refer to The Society's Child Protection Policy..... | 17 |
| 33. SOCIETY EMBLEM AND SYMBOL..... | 17 |
| 34. DONATIONS | 17 |

This Handbook contains the Rules and Regulations for Australian Stock Horse Events and Competitions for THE AUSTRALIAN STOCK HORSE SOCIETY LIMITED, as approved by the Board of Directors, and is effective from 31st August 2021.

Please note that from 31st August 2021, all prior regulations will be superseded and are null and void. The Board shall determine any question not provided for by these regulations. Alterations to the regulations by addition, deletion or amendment will be effected by resolution of the Board.

NOTICE

Branches and Management Councils may only conduct the events listed in this Handbook. The Board of Directors must approve any other event being considered by a Branch or Management Council prior to advertising the said event. The Society's Public Liability Insurance Cover will not cover Branches and Management Councils that act outside Approved Events or run events in conjunction with other committees or organisations.

AIMS AND DEFINITIONS

1. THE VISION

- 1.1. The Australian Stock Horse Society wants the Australian Stock Horse to have the highest profile of any breed of horse in Australia with worldwide recognition.

2. THE AIMS

- 2.1. A full list of aims appears in the Society's Constitution. The following are highlighted for the purpose of this publication:
 - 2.1.1. To preserve the heritage and identity of the Australian Stock Horse.
 - 2.1.2. To promote the development and popularity of Australian Stock Horses throughout Australia and the world.
 - 2.1.3. To maximise the benefits of owning a Registered Australian Stock Horse and being a Member of The Australian Stock Horse Society.

3. THE MISSION

- 3.1. To maintain the heritage and to promote the bloodlines and high performance of the Australian Stock Horse among equestrian activities and the general public.

4. TO ACHIEVE THE VISION, AIMS AND MISSION

- 4.1. To publish or broadcast any information that the Society may think desirable for the promotion and development of the breed, including making contributions to, or advertising in, newspapers, magazines, television, radio and the internet.
- 4.2. To establish connections with other horse organisations having similar aims and endeavours, and to promote an exchange of ideas and information which will assist generally in the welfare of Australia's horse population.
- 4.3. To hold and promote shows, exhibitions or sales for Australian Stock Horses and to offer prizes in respect of competitions between Australian Stock Horses and other breeds or cross breeds.
- 4.4. To support and assist in the progress and development of Australian Stock Horse events or prizes at agricultural shows and other major events.
- 4.5. To make known the benefits of being a member of the Society by granting prizes, providing rewards and making donations in the interest of members.
- 4.6. To appoint Judges and to maintain a list of persons competent to act as Judges of Australian Stock Horses at any show whether promoted or sponsored by the Society or otherwise.
- 4.7. To provide assistance with equine research in relation to disease, genetics, animal husbandry and feeding of horses.

5. AUSTRALIAN STOCK HORSE SOCIETY DEFINITIONS

- 5.1. The SOCIETY means The Australian Stock Horse Society Limited – the Registered Office being 48 Guernsey Street, Scone NSW Australia.
 - 5.1.1. The Board is the Board of Directors of the Society or by delegation the Chief Executive Officer (CEO).
- 5.2. BRANCH means a local branch formed in accordance with the Society's Constitution.
- 5.3. MANAGEMENT COUNCIL means a regional body formed in accordance with the Society's Constitution.
- 5.4. LICENCED AFFILIATE means any Branch or Management Council operating under a Licence Agreement with the Society. Branches and Management Councils are individually incorporated and shall operate according to the aims and objectives of the Society, as well as the overall direction and control of the Society.
- 5.5. COMMITTEE a group of people appointed for a specific function by a Branch, Management Council or the Board consisting predominately of members of the Society.
- 5.6. NATIONAL COMMITTEE means any committee formed by the Board at any time at a National Level.
- 5.7. A FINANCIAL MEMBER is a member who has paid to the Society all annual membership fees due and payable by such member even though there may be other amounts unpaid.
- 5.8. The OWNER/LESSEE in relation to the horse is the person for the time being registered as the owner/lessee of the horse in the records of the Society and shall be identical with the name in which the membership exists in the records of the Society.
- 5.9. The EXHIBITOR is the person and/or persons listed on the Society's records as having ownership, being the registered owner or lessee.
- 5.10. The BREEDER of the horse is the owner or lessee of the dam at the time of service.
- 5.11. A REGISTERED horse is a horse that has been issued with an Australian Stock Horse Registration Number and Certificate of Registration.
 - 5.11.1. If the owner or lessee of the horse is an unfinancial member, a non-member, a Participant Member, a Subscriber Member, a Temporary Member or a Cancelled Member of the Society, the horse's registration is SUSPENDED and is ineligible for competition.
- 5.12. A FOAL RECORDED horse is not eligible to be shown in Australian Stock Horse events or sold at Approved Australian Stock Horse Sales. (For registration of a foal recorded horse refer Society Regulations - Registration.)
- 5.13. INELIGIBLE FOR COMPETITION – a horse which is NOT eligible to compete at Australian Stock Horse Society events due to its registration status being Foal Recorded, Breeding Purposes, or Suspended.
- 5.14. The AGE of Southern Hemisphere horses shall be calculated from 1st August in the year in which it is foaled. Every horse foaled before 1st August in any year shall be deemed to be one year old on that date. Example: A foal born 1.3.90 is considered to be 1 year old on 1.8.90.
- 5.15. The AGE of a horse in North America or Europe shall be calculated from 1st January in the year in which it is foaled. Every horse foaled after 1st January in the same calendar year shall be deemed to be one year old on that date. Example: A foal born 1.3.90 is considered to be 1 year old on 1.1.91.
- 5.16. A COLT is an uncastrated male horse under the age of four years.
- 5.17. A STALLION is an uncastrated male horse four years and over.
- 5.18. A FILLY is a female horse under four years of age.
- 5.19. A MARE is a female horse four years of age and over.
- 5.20. A GELDING is a castrated male horse of any age.
- 5.21. A SIRE is a stallion which is registered as such with the Society and for which the appropriate Sire Registration and DNA Fees have been paid.

ASHS – EVENTS RULES & REGULATIONS

Equine Contacts, Aims & Definitions and Event Management

Section 1 V6 – Page 4

- 5.22. EVENTS are any gathering of members of the Society conducted by a Branch or Management Society or National Committee for the purpose of furthering the aims of the Society.
- 5.23. COMPETITIONS include any event held by any affiliated Show, Society, Club or Association at which Australian Stock Horses are judged or compete and at which prizes are awarded.
- 5.24. SHOWS include any competition held by any affiliated Show, Society, Club or Association at which Australian Stock Horses competitively display the capabilities and qualities of horses and their riders or handlers these displays may include classes of led, hack, working or other classes listed in these Rules and Regulations and at which prizes are awarded.
- 5.25. TRAINING EVENTS include any event held by any affiliated Show, Society, Club or Association at which Australian Stock Horse members are instructed on how to improve their skills in relation to riding or horses.
- 5.26. A FUTURITY means a competition held over at least one section specific to horses three years of age or younger. A MATURITY is a contest held over at least five sections specific to horses at four years of age (Refer to Section 5 – Futurity, Maturity and Challenge.)
- 5.27. AWARDS include a Judge's decision, placing and adjudications.
- 5.28. PRIZEMONEY is the amount of cash paid out for an award.
- 5.29. PRIZE includes any reward, gift or presentation whether in the form of a certificate, a card, a ribbon, a monetary payment or a trophy for an award.
- 5.30. JACKPOT competition is where prizemoney is restricted to entry fee. The Committee may reserve the right to retain a percentage of the fees for costs associated with running the event(s).
- 5.31. EQUAL PLACINGS - in all competitions a winner must be determined. All other equal placings and prize money or prizes may be shared.
- 5.32. FIRST DAY is in relation to a competition which means the day on which judging commences.
- 5.33. LAST DAY is in relation to a competition which means the day on which judging concludes.
- 5.34. A MAIDEN RIDER or BEGINNER is a rider who has never won first prize in the same type of event (except youth or consolation classes) at any show, open gymkhana or similar event prior to the event being judged. For example: Working, Hack, Campdraft events and the like.
- 5.35. AGE OF COMPETITOR the age of a rider / handler shall be determined at the first day of competition.
- 5.36. SHOW GRADING DEFINITIONS:
- 5.36.1. GRADE 1 – Agricultural Show & Events of Good Repute i.e. Bushman's Carnival. They must have a minimum of ASH events on its program (2 Led, 2 Hack, 2 Working , Champion and Reserve Champion)
- 5.36.2. GRADE 2 – Branch Show
- 5.36.3. GRADE 3 – ASH National Championship, ASH State Shows, Royal Shows, National or International Competition
- 5.37. FALL OF HORSE: When the horse's shoulder and hip are on the ground or an obstacle and the ground and all four feet are facing in one direction.
- 5.38. FALL OF RIDER: Rider is no longer astride the horse and is separated from his horse in such a way to necessitate remounting.

EVENTS

6. EVENT MANAGEMENT

- 6.1. A Branch/Management Council may choose to plan an event. They should determine the type and general timing of the event using the following:
 - 6.1.1. **Branches and Management Councils may only conduct the events listed in these Rules and Regulations. The Society must approve any other event being considered by a Branch or Management Council prior to advertising the said event.**
 - 6.1.2. All events run by ASHS Branches are to be restricted to Competition Eligible Registered Australian Stock Horse only, unless permission for “not ASHS restricted” status is obtained. See Section 1, 15.6
 - 6.1.3. Purpose of the event – why are we conducting this event?
 - 6.1.4. Committee/Event team and other stakeholders – skills required to run the event.
 - 6.1.5. Financial considerations – will the event be financially viable?
 - 6.1.6. Venue for the event – planning implications of using a certain venue (amenities, arenas, stabling, seating, cost, etc.).
 - 6.1.7. Event competitors/participants/spectators – the needs of all participants must be considered.
 - 6.1.8. Official's availability – consideration should be given as to whether appropriate and sufficient officials will be available for an event.
 - 6.1.9. Timing of the event – it is often linked to the season such as the ‘campdrafting season’. (Consider when Members will have their horses in work and when other events are on in your area).
 - 6.1.10. Horse welfare – are sufficient horse amenities available? Is the season appropriate for the planned activity? Do special considerations need to be made to length of events or timing during the day?
 - 6.1.11. Cattle Welfare – Have we considered the Society Code of Cattle Care? (See **section 9.1 in the Events Rules and Regulations**). What should we do to comply?
 - 6.1.12. Community Impact – impact on the local and wider community.
 - 6.1.13. Regulations – what regulations and laws have an impact on the event? (Consult your Local Government).
- 6.2. The Branch will select a type of event, date and venue.
- 6.3. Branches and Management Councils are asked to submit Event Notification forms at least six weeks prior to an event or activity.
 - 6.3.1. The Events Department at Head Office determines whether the Branch or Management Council is compliant with ASHS Affiliation requirements. If there are any problems the Events Department will contact the Branch or Management Council directly to try and resolve any issues. Non-compliant Branches or Management Councils will not have their event or activity approved.
 - 6.3.2. Head Office checks that events meet all rule requirements and there are no issues with clashes as per the ASHS Event Approval Matrix. Any issues will be communicated to the relevant Management Council who will assist with discussing options with Branches or Management Councils to determine if a mutually beneficial arrangement can be made. All clashes will be assessed on a case by case basis taking in to account: proximity to neighboring Branches and similarity of event. Ideally no event should be run against a National ASHS Event unless approved by the Board.
 - 6.3.3. Once the Events Department, CEO and where applicable the ASHS Board have approved events or activities, an email will be sent to the relevant State Management Council listing the Branch Name, Event Type, Date and Venue. This will be done regularly when updates are required.

- 6.4. Prior to advertising any event a Branch or Management Council must have submitted an Event Notification to Head Office and the event has to have been approved.
- 6.5. The Society retains the right to reject any application for an event at any time.
- 6.6. For an event to be approved by the Society:
 - 6.6.1. All details on the Event Notification must be complete and correct.
 - 6.6.1.1. These details include: Name of Branch or Management Council running the event, Event name, Event contact, Type of Event, Accredited Officials, Venue street address, venue owner, First Aid ,Participant numbers, Horse numbers, Spectator numbers, Cattle numbers and owners, if applicable.
 - 6.6.2. The Branch or Management Council running the event needs to be considered financial by the Society
 - 6.6.2.1. To be considered financial each year Branches and Management Councils are asked to forward particular documents and information to Head Office to comply with the Licensing Agreement and affiliation requirements of the Society. These documents include Minutes of Annual General Meeting, Financial Statements, Annual Return to State Department of Fair Trading or equivalent and a current ABN
 - 6.6.3. All risk assessment/management requirements of the Society must be completed
 - 6.6.4. Type of event consists of 3 main types – competitions, training events and meetings or information days.
 - 6.6.4.1. Type of event will determine the type of accredited official required. Approved events require accredited officials, ASHS preferred, except in exceptional circumstances.
 - 6.6.4.2. Meetings and information days do not require; accredited officials, site inspection forms or first aid officer.
 - 6.6.5. Exceptional Circumstances that will be considered:
 - 6.6.5.1. No Accredited official available for an event, due to timing, distance or cost
 - 6.6.5.2. The Society does not accredit officials in a specific discipline, including but not limited to dressage, showjumping and campdrafting.
 - 6.6.5.3. For Cattle events such as Station Cutting or Team Yarding competitions a NCHA or qualified Campdraft Judge should be sourced. They must be a financial ASHS Member.
 - 6.6.6. To be approved an application for use of a non-ASH accredited official will need to be received by Head Office not less than 1 calendar month prior to the event and include:
 - 6.6.6.1. Full event details including disciplines involved
 - 6.6.6.2. Exceptional circumstances involved
 - 6.6.6.3. Details of accreditation and experience of the official being considered.
 - 6.6.6.4. Insurance status, if applicable
 - 6.6.6.5. First Aid Qualifications, if applicable.
 - 6.6.7. Once the Event Notification documentation has been received by Head Office, the event details will be uploaded to the ASHS Website. Listing on the website does NOT constitute approval of the event by the Society.
 - 6.6.8. If an event or activity documentation is received in time to meet publication deadlines, event details will be passed to the Journal Department for inclusion in the Coming Events in the ASH Journal. For an Event to be advertised in the Society's Journal an Event Notification must include: Name of Branch or Management Council running the event, Event Name, Event Date, Event Location, Type of Event, Coach/Branch Facilitator's name if the event is a training event.

ASHS – EVENTS RULES & REGULATIONS

*Equine Contacts, Aims & Definitions and Event Management
Section 1 V6 – Page 7*

- 6.7. No Event Notification is required for Approved Sales **see Rules and Regulations Section 7** for details of running an Approved Sale.
- 6.8. Organisers must institute a responsible service of alcoholic beverages policy and comply with the liquor licensing laws.
- 6.9. The following is a list of types of events Branches may consider hosting using the Rules and Regulations of the Society:
- 6.9.1. Australian Stock Horse Classes/Shows – Led, Hack, Working, Station Horse, Pleasure Hack, Time Trial, Show Hunter, Working Hunter, Futurity, Maturity, ASHLA and Stockman’s Turnout.
 - 6.9.2. Stock Horse Challenge – made up of classes listed in the Rules and Regulations of the Society.
 - 6.9.3. Campdrafting
 - 6.9.4. Youth Events
 - 6.9.5. Coaching Clinics and Riding Schools
 - 6.9.6. Recreational Rides
 - 6.9.7. Novelty Events
 - 6.9.8. Station Cutting
 - 6.9.9. Team Yarding
 - 6.9.10. Dressage
 - 6.9.11. Sales
 - 6.9.12. Meetings
 - 6.9.13. Information Days
 - 6.9.14. Show Jumping - when branches wish to conduct Show Jumping Events as part of their program that they must use an accredited course builder and accredited judge.
- 6.10. All other disciplines and events must be approved by the Board of Directors prior to the event being advertised
- 6.11. Events may be run either in conjunction with another organisation or within another organisations’ event i.e. a ring at an Agricultural Show on approval of an application to the Board
- 6.11.1. To be approved an application for and event with another organisation will need to be received by Head Office not less than 3 months prior to the event and include:
 - 6.11.1.1. Full event details including disciplines involved
 - 6.11.1.2. Circumstances involved
 - 6.11.1.3. Details of any agreement with the other organisation.
 - 6.11.1.4. Any other pertinent details requested by the Board or its representative.
- 6.12. The Society’s Public Liability Insurance Cover will not cover Branches and Management Councils that act outside Approved Events or run events in conjunction with other committees or organisations without prior permission from the Board.
- 6.13. If Branches are running events that have been approved to have non-Members or unregistered horses compete and where there are restrictions on entries or limited spaces available, preferences must be given to Members and competition eligible Australian Stock Horses. Entries can be opened to Members in advance to ensure Members are not disadvantaged.

ASHS – EVENTS RULES & REGULATIONS

Equine Contacts, Aims & Definitions and Event Management

Section 1 V6 – Page 8

7. RISK MANAGEMENT FOR COMMITTEES

- 7.1. Duty of Care – this is a fundamental legal principle affirming that all reasonable care is taken to avoid acts or omissions that could injure the Branch Committee, Members, Volunteers, Competitors, Spectators, Contractors, Etc.
- 7.2. Committees must provide evidence that risks have been identified, analysed & evaluated so that the consequence is eliminated or minimised as practically possible.

8. FIRST AID

- 8.1. At Australian Stock Horse shows and events an ambulance officer or certified first aid attendant must be rostered for duty at all times when competitors or members of the public are present for competition. The first aid area must be properly signposted and accessible with means of contacting the local hospital or doctor. This is a minimum requirement for Branches to operate an event.
- 8.2. Some Branches or Committees may elect to have an ambulance or oxy viva equipment in attendance at events following a Risk Assessment.

The ASHS takes the safety of its Members and volunteers seriously and because there is always a risk of accidents occurring at Horse Events the Society has developed the ASHS First Aid Policy and ASHS Concussion Policy.

<https://www.ashs.com.au/sportsevents/information/ashs-first-aid-concussion-policy/>

9. HORSE CONTROL

- 9.1. If an Organising Committee forms the opinion that a horse and its rider pose an unduly high risk to themselves, other persons or other horses, actions must be taken to prevent that horse and rider combination continuing in that activity.

10. STALLION CONTROL

- 10.1. All Australian Stock Horse entires (2 years and over) must be doubled tied by a neck strap and halter on all showgrounds at all times when not in competition, exercised, led and ridden OR housed in suitable safe accommodation, such as securely fastened panels of a suitable height or appropriate stables.
- 10.2. When being ridden or led, Australian Stock Horse entires (2 years and over) must have a bit in their mouth and be under the control of the bit.
- 10.3. When riding a stallion, the rider must always maintain control of the horse and have contact with the horse's mouth.
- 10.4. Under no circumstances are competitors under 18 years permitted to handle or ride stallions within the perimeter of the grounds.
- 10.5. Under no circumstances, where an event is restricted to Youth competitors (under 21 years of age), should any colts or stallions be permitted within the perimeter of the grounds at ASHS events. Under no circumstances are any persons (Youth or Adult) permitted to handle or ride stallions within the perimeter of the grounds at these events.

11. DOGS

- 11.1. Some venues may have specific rules regarding dogs these rules always take precedence over dogs being allowed into venues.
- 11.2. The conditions of your event should mention that dogs must be excluded or kept on a leash or secured at all times.

12. PROTECTIVE HEAD GEAR

- 12.1. Competitors under 18 years of age must wear an equestrian helmet approved by the current Australian Standards Association or International equivalent, which must be securely fastened under the chin, when mounted anywhere within the perimeter of the grounds, including all public areas, as well as in Led and Handler events.
 - 12.1.1. The wearing of helmets in Youth Judging Competitions is optional, with the alternative being an Australian style felt hat only.
- 12.2. Some venues may have specific rules regarding helmets these rules always take precedence over the wearing of helmets.
- 12.3. Competitors 18 years of age and over should wear Australian style felt hat or equestrian helmet approved by the current Australian Standards Association or international equivalent.

13. BICYCLES AND SCOOTERS

- 13.1. Some venues may have specific rules regarding bicycles, scooters, skateboards, etc. these rules always take precedence over these appliances being allowed into venues.
- 13.2. The conditions of your event should mention that bikes, scooters, skateboards, etc. must be excluded or kept to clearly defined locations within the venue.

14. MOTORISED VEHICLES

- 14.1. Some venues may have specific rules regarding motorised vehicles, such as cars, golf buggies, motorised bicycles, motorbikes, etc. these rules always take precedence over these appliances being allowed into venues.
- 14.2. The conditions of your event should mention that motorised vehicles, such as cars, golf buggies, motorised bicycles, motorbikes, etc. must be excluded or kept to clearly defined locations within the venue.
- 14.3. The conditions of your event should mention that motorised vehicles, such as cars, golf buggies, motorised bicycles, motorbikes, etc. must only be driven by persons with a current valid driver's licence.

15. CONDITIONS OF ENTRY FOR HORSES

- 15.1. To be eligible to compete in events restricted to Registered Australian Stock Horses or eligible to obtain prizes for Registered Australian Stock Horses, the horse must be considered Competition Eligible with the Society as follows:
 - 15.1.1. The horse must be a Registered Australian Stock Horse.
 - 15.1.2. The owner/lessee must be a Financial Member of the Society.
- 15.2. The horse is NOT considered Competition Eligible in the following circumstances:
 - 15.2.1. The horse is a Foal Recorded Australian Stock Horse.
 - 15.2.2. The horse has been accepted for registration as Breeding Purposes Only.
 - 15.2.3. The horse's registration has been SUSPENDED, as the owner or lessee of the horse is an unfinancial or non-member of the Society.
 - 15.2.4. The owner or lessee of the horse is a Participant, Subscriber, Temporary or Cancelled Member of the Society.
- 15.3. Children under 18 years of age are allowed to ride horses other than registered Australian Stock Horses in Branch conducted youth events (except State or National events) to encourage children to become part of the Society. Age to be determined as at the first day of the event. (Trial Period of 12 months 1st Dec to 31st Dec 2025).
- 15.4. All events conducted by a National Committee are reserved for Competition Eligible Registered Australian Stock Horses.

- 15.5. All events conducted by a National Committee are to be run without opposition from other ASHS sanctioned events. I.e. no event will be sanctioned for the same dates as the National Show or the National Youth Show, except in exceptional circumstances to be determined by the Board. The ASHS Board may consider approving ASHS events conducted in non-neighbouring States or where the distance to an ASHS National Event is deemed considerable.
- 15.6. Management Councils and Branches may conduct events for “non ASH restricted” as follows:
 - 15.6.1. **Before advertising an event, Society Approval must be obtained so, Management Councils or Branches may conduct activities or events, which allow horses not registered with The Australian Stock Horse Society to participate or compete. Such events must be clearly indicated on the program as “not ASH restricted” and prizes must be available for the highest scoring ASH in the event or preference must be given to Registered ASH at training events.**
 - 15.6.2. The rider and/or handler in such events must be a Financial, Competition Eligible Member of the Society.
- 15.7. Registered Australian Stock Horses must be entered under their registered name, not their stable name.
- 15.8. Registered Australian Stock Horses must be entered under the name of the membership listed on the Society records as having ownership, being the registered owner or lessee.
- 15.9. Proof of registration and current membership card must be produced when requested. Should a Registered Australian Stock Horse be rejected from an event (including Approved ASH Sales) under the markings and/or brands policies as indicated in the Society’s Regulations – Identification of Horses, the horse’s Certificate of Registration would be collected by the Inspector and forwarded to the Society with a Rejected Horse Identification form within seven days of the event. This form shall be completed by the Inspector and witnessed by an adult in charge of the horse. The Certificate will be held by the Society until such time as the Society is satisfied that the owner has rectified the registration anomalies in accordance with the regulations. The rejected horse is suspended until the registration has been rectified and the Certificate of Registration is returned to the owner.

16. CONDITIONS OF ENTRY FOR RIDER/HANDLER

- 16.1. To be eligible to compete in events and activities conducted by the Society or Licensed Affiliates (Branches and Management Councils), the rider and/or handler of the horse must be considered Competition Eligible with the Society as follows:
 - 16.1.1. The individual must be a Financial Member of the Society.
 - 16.1.2. In relation to memberships involving more than one individual (i.e., a partnership, a family group, a company or a corporation), only the Nominee of the memberships eligible to compete or take part in Society events and activities. Further individuals under the membership who wish to participate in ASH events or activities will need to take out a Participant or Temporary Membership.
 - 16.1.3. The individual is NOT considered to be Competition Eligible in the following circumstances:
 - 16.1.3.1. The membership has been cancelled or suspended.
 - 16.1.3.2. The type of membership does not indicate the right to compete, i.e., Subscriber Membership.
- 16.2. At events and activities conducted by Branches, riders and/or handlers who are unfinancial or non-members of the Society may apply for a Temporary Membership.
 - 16.2.1. Temporary Membership entitles an individual (regardless of age) to participate in a single Branch show, activity or programme. (Refer to **Society’s Rules and Regulations – Section 2** for full details.)

- 16.3. Temporary Membership is not available at events or activities conducted by a National Committee. Temporary Membership is not available at events or activities conducted by Management Councils with the exception of non-competition status events; such as schools, clinics, “come and try days” where temporary membership is available.
- 16.4. Proof of current, Competition Eligible membership card or temporary membership must be produced when requested.
- 16.5. Age of competitor – the age of a rider / handler shall be determined at the first day of competition.
- 16.6. Riders and/or handlers participating in Registered Australian Stock Horse events conducted by other Associations are subject to the Society’s rules, the rules of the Association in which the Committee is affiliated and the rules of the Organising Committee. In certain circumstances, where there are conflicts between the rules of the Society and another Association, the rules of the Association and/or the Organising Committee will take precedence, as below:
 - 16.6.1. The Organising Committee may stipulate that the rider and/or handler must be a Financial, Competition Eligible Member of The Australian Stock Horse Society Limited.
 - 16.6.2. The Organising Committee may stipulate that the rider and/or handler must be a member of the Association in which the Committee is affiliated.
 - 16.6.3. The Organising Committee may stipulate that the rider and/or handler must wear an equestrian helmet approved by the current Australian Standards Association.
- 16.7. A Maiden or Beginner Rider is a rider who has never won first prize in the same type of event (except youth or consolation classes) at any show, open gymkhana or similar event prior to the event being judged. For example: Working, Hack, Campdraft events and the like.

17. RESPONSIBILITIES OF THE RIDER/HANDLER

- 17.1. The rider/handler is the person responsible for the control of the horse.
- 17.2. The rider/handler agrees to abide by the Rules and Regulations as well as the Code of Conduct of the Society (refer to **Events Rules and Regulations – Section 2**), and acknowledges that the Society assumes no liability or responsibility for accidents incurred to horses, riders or handlers during the running of the event.
- 17.3. All mounted personnel participating in events and activities conducted by the Society or events conducted by other organisations which are restricted to Registered Australian Stock Horses, must remain seated in the centre of the saddle at all times, facing in the same direction as the horse, with the rider’s left leg on the near side of the horse and the rider’s right leg on the off side of the horse unless competing in a disability class or recognised side saddle event.
- 17.4. At no time should a horse carry more than one rider or individual whilst at any fixture conducted by the Society or a Licensed Affiliate (Branch or Management Council).
- 17.5. When adjusting gear, the rider should dismount to make the necessary adjustments.
- 17.6. When riding/handling a stallion, the rider/handler must ensure that the standard Stallion Control measures are in place.

COMPETITIONS

18. CONDITIONS OF ENTRY FOR HORSES

18.1. Must comply with the Events 15 Conditions of Entry for Horses.

19. CONDITIONS OF ENTRY FOR RIDER/HANDLER

19.1. Must comply with Events 16 Conditions of Entry for Rider/Handler.

20. RESPONSIBILITIES OF THE RIDER/HANDLER

20.1. Must comply with the Events 17 Responsibilities of Entry for Rider/Handler.

21. PROGRAMMES - ENTRY FORMS

- 21.1. Committees are recommended to insert on entry forms a clause stating that the Committee reserves the right to cancel or alter events.
- 21.2. Australian Stock Horse competitions must use Accredited ASHS Judges.
- 21.2.1. The Judges List is available on the Australian Stock Horse Society website.
- 21.2.2. Under exceptional circumstances a non-ASH Judge may be used by a Committee:
- 21.2.2.1. If a discipline is held for which ASHS judges are not accredited, such as Dressage, Campdrafting, Showjumping or Team Yarding
- 21.2.2.2. If a discipline is approved for inclusion in the event by the Board, details of the event should include Judge to be used.
- 21.3. Judges' names should be printed on all programmes wherever possible.
- 21.4. Prize money and the actual break-up of prize money for each event should be printed on the programme.
- 21.5. All entry forms to be signed, physically or electronically, by competitors, or by parents or legal guardian of children under the age of 18 years.
- 21.6. It is recommended that youth entry fees be at a reduced rate.
- 21.7. Committees must print on programmes a general reminder that competitors, whilst competing, do so at their own risk and print a disclaimer thereon. Disclaimer as follows:
- 21.7.1. Neither the organising committee nor The Australian Stock Horse Society Limited accept any liability for any accident, damage, injury or illness to horses, riders, beasts, ground, spectators, or any other person or property whatsoever.
- 21.8. When selecting patterns for working and ridden classes there should be marked differences in demands between Maiden, Novice and Open, 2 year old, 3 year old and the like.
- 21.9. If possible, patterns to be printed in the programme or placed in a prominent place well before the event.
- 21.10. Committees are encouraged to conduct events or to provide special prizes for Maiden or Beginner Riders.
- 21.11. Announcer comments should not favour any particular competitor, horse or owner.

22. PLACING OF AWARDS/RIBBONS

- 22.1. Horses should be lined up in order of placings from the right with ample space between for the Judge to walk. In led classes the Judge may line the horses up head to tail with sufficient space between. Stewards should always ensure that horses standing in the ring are well spaced.
- 22.2. Ribbons and Sashes - The Australian Stock Horse Society has adopted the following colour codes for ribbons and sashes in events:
 - 22.2.1. PLACINGS: 1st – Blue, 2nd – Red, 3rd – White, 4th – Yellow, 5th – Green, 6th – Brown, 7th – Black, 8th – Purple, 9th – Orange, 10th – Pink.
 - 22.2.2. CHAMPIONSHIPS: Champion - Red, white and blue, Reserve Champion – Green, Supreme Champion – Purple.

23. ELIGIBILITY FOR CHAMPION

- 23.1. CHAMPION – chosen from first place winners in respective classes.
 - 23.1.1. If a first placed horse does not return to the ring for judging within 5 minutes of the final call and judging is ready to commence, the Steward may call the second placed horse to move up to be considered for Champion and Reserve Champion. The third placed horse cannot move up for consideration of Champion or Reserve Champion judging.
- 23.2. RESERVE CHAMPION – chosen from the remaining winners and the horse that placed second to the Champion in the respective class. If the Champion horse won two of the respective classes, the horses placing second in both classes will be eligible to compete for Reserve Champion. All horses will be judged equally for Reserve.
 - 23.2.1. All eligible second placed horses should be lined up on the edge of the ring whilst the Champion is being judged.
 - 23.2.2. If the second placed horse has not entered the ring within 5 minutes of the final call and judging is ready to commence, the Reserve Champion will be judged from the remaining winners.
- 23.3. SUPREME CHAMPION – chosen from the Champion horses in the respective classes.
 - 23.3.1. If a Champion horse does not return to the ring for judging within 5 minutes of the final call and judging is ready to commence, the Steward may call the Reserve Champion horse to move up to be considered for Supreme.

24. COMPLAINTS/PROTESTS

- 24.1. Any competitor or exhibitor may lodge a protest in writing to the secretary of the show committee within 30 minutes of the completion of an event.
- 24.2. The protest must be accompanied by a fee, set by the organising committee, and is refundable if the protest is upheld.
- 24.3. The protest shall be heard by the committee conducting the show and may be dealt with as such committee may direct.
- 24.4. The show committee conducting the event will deal with problems involving questions arising at a show not specifically covered by the rules in this book.
- 24.5. Complaints concerning AUSTRALIAN STOCK HORSE ACCREDITED Judges.
 - 24.5.1. A complaint concerning ASHS Accredited Judge/s may be forwarded to the Convener of the Events Committee of the Society by an exhibitor, an agent, a rider, a handler, a trainer or a parent of a junior exhibitor (defined as a person who has not reached his 18th birthday) for any breach of the Judging Agreement. It must be:
 - 24.5.1.1. In writing.
 - 24.5.1.2. Signed by the protestor.

- 24.5.1.3. Addressed to the Convener of the Events Committee.
- 24.5.1.4. Received by the Society within seven (7) days of the alleged breach.
- 24.5.2. A complaint must state the full name of the Judge, the subject of the complaint or charge and contain a complete and definitive statement of the acts, which constitute the alleged breach – precise details are necessary. The maker must be prepared to substantiate the protest or charge by personal testimony at a hearing or by sworn statements, witness or other evidence.
- 24.6. Non-Protestable Decisions:
 - 24.6.1. A defect in conformation or action of a horse, when determined by an official veterinarian of the show/event, is not protestable.
 - 24.6.2. A Judge's opinion where a horse appears to have a defect in conformation or action is not protestable.
 - 24.6.3. The Judge's decision representing his individual preference is not protestable unless it is alleged to be in breach of the Society's Events Rules and Regulations.
 - 24.6.4. The Judge's decision made under the relevant Show Rules is not protestable.
 - 24.6.5. A protest with respect to the height of a horse may only be made to the Show Committee. The decision of the Show Committee shall not be reversible by the Society.
- 24.7. Breaches:
 - 24.7.1. A breach is any act prejudicial to the best interest of the Society, including but not limited to the following:
 - 24.7.1.1. Breaches of the Society's Regulations, Codes of Conduct and Conditions of the Judging Agreement.
 - 24.7.1.2. Breach of the Society's Events Rules and Regulations.
 - 24.7.1.3. Acting or inciting or permitting any other person to act in a manner contrary to the regulations and conditions of the Judging Agreement.
 - 24.7.1.4. Failure of the Judge to perform his duties at a show in accordance with the regulations and conditions of the Judging Agreement or those conditions agreed with the Show Committee at the time of accepting the invitation to judge.

TRAINING OR COACHED EVENTS

25. CONDITIONS OF ENTRY FOR HORSES

- 25.1. Must comply with 14 Events Conditions of Entry for Horses.

26. CONDITIONS OF ENTRY FOR RIDER/HANDLER

- 26.1. Must comply with 15 Events Conditions of Entry for Rider/Handler.

27. RESPONSIBILITIES OF THE RIDER/HANDLER

- 27.1. Must comply with the 16 Events Responsibilities of Entry for Rider/Handler.

28. ENTRY FORMS

- 28.1. Australian Stock Horse training or coached events must use the following:
 - 28.1.1. Branch Facilitators
 - 28.1.2. Professional Coaches, who must hold a current Certificate of Currency for coaching.
- 28.2. The use of entry forms is recommended, including conditions specific to your event, such as camping, meals, etc.
- 28.3. Committees are recommended to insert on entry forms a clause stating that the Committee reserves the right to cancel or alter events.
- 28.4. All entry forms to be completed, physically or electronically, by competitors, or by parents or legal guardian of children under the age of 18 years.
- 28.5. Committees must print on entry forms a general reminder that participants, whilst participating, do so at their own risk and print a disclaimer thereon. Disclaimer as follows:
 - 28.5.1. Neither the organising committee nor The Australian Stock Horse Society Limited accept any liability for any accident, damage, injury or illness to horses, riders, beasts, ground, spectators, or any other person or property whatsoever.
- 28.6. It is recommended that youth entry fees be at a reduced rate.
- 28.7. Committees are encouraged to conduct events for riders less experienced in ASHS disciplines. However riders should be of a suitable level of riding experience. These events are not intended for riders who have not ridden before.

GENERAL INFORMATION

29. CONDUCT – Refer to Events Rules and Regulations – Section 2

30. DRUG POLICY – Refer to ASHS Rules and Regulations

31. CRUELTY OR ABUSE - Refer to The Society's Horse Welfare Policy

32. CHILD SAFE PRACTICES – Refer to The Society's Child Protection Policy

33. SOCIETY EMBLEM AND SYMBOL

- 33.1. As a Member of the Society, you are permitted to use the "A" Brand and Society Emblem for signage and promotional material. This permission ceases when it comes to manufacturing items for sale, e.g., embroidering the "A" on a saddlecloth to sell would not be allowed without permission of the Board. These symbols are Registered Trademarks of the Society and are a valuable asset that cannot be used without permission.

34. DONATIONS

- 34.1. If requested by the Branch, the Society will donate ten sashes each year. The Branch may supply these sashes to individual organisations within their Branch. The sole wording on the sashes will be AUSTRALIAN STOCK HORSE SOCIETY.

The Australian Stock Horse Society Limited
EVENTS RULES & REGULATIONS
Codes of Conduct, Responsibilities,
Obligations and Ring Etiquette for
Judges, Stewards, Volunteers and Competitors
Section 2

CONTENTS

| | |
|---|-----------|
| CODE OF CONDUCT | 2 |
| 1. CORE VALUE STATEMENT – Judges, Stewards, Volunteers and Competitors..... | 2 |
| JUDGES | 2 |
| 2. CODE OF CONDUCT | 2 |
| 3. JUDGING ACCREDITATION..... | 2 |
| 4. RESPONSIBILITIES AND OBLIGATIONS..... | 8 |
| JUDGING ASSESSORS | 10 |
| 5. JUDGING ASSESSORS..... | 10 |
| STEWARDS | 11 |
| 6. CODE OF CONDUCT | 11 |
| 7. RESPONSIBILITIES AND OBLIGATIONS..... | 11 |
| VOLUNTEERS | 12 |
| 8. REQUIREMENTS..... | 12 |
| 9. CODE OF CONDUCT | 12 |
| COMPETITORS | 13 |
| 10. CODE OF CONDUCT..... | 13 |
| 11. RING ETIQUETTE..... | 13 |
| BRANCH FACILITATORS | 14 |
| 12. RESPONSIBILITIES AND OBLIGATIONS | 14 |
| 13. CODE OF CONDUCT..... | 14 |
| 14. BRANCH FACILITATORS TRAINING..... | 15 |

This Handbook contains the Rules and Regulations for Australian Stock Horse Events and Competitions for THE AUSTRALIAN STOCK HORSE SOCIETY LIMITED, as approved by the Board of Directors, and is effective from **3rd September 2024**.

Please note that from **3rd September 2024** all prior regulations will be superseded and are null and void. The Board shall determine any question not provided for by these regulations. Alterations to the regulations by addition, deletion or amendment will be effected by resolution of the Board.

NOTICE

Branches and Management Councils may only conduct the events listed in this Handbook. The Board of Directors must approve any other event being considered by a Branch or Management Council prior to advertising the said event. The Society's Public Liability Insurance Cover will not cover Branches and Management Councils that act outside Approved Events or run events in conjunction with other committees or organisations.

CODE OF CONDUCT

1. CORE VALUE STATEMENT – Judges, Stewards, Volunteers and Competitors

- 1.1. The Australian Stock Horse Society exists to:
 - 1.1.1. Promote the development and acceptance of the Australian Stock Horse as an equine breed of excellence and importance;
 - 1.1.2. Provide service to all facets of the Australian Stock Horse industry;
 - 1.1.3. Guarantee that the welfare of the Australian Stock Horse is protected at all times; and
 - 1.1.4. Ensure that all individual members of the Society and those who serve as Directors, Breeders, Competitors, Coaches, Judges, Stewards and Volunteers act with honesty and integrity in all of their dealings with the Society, other members, clients and the public at large.

JUDGES

2. CODE OF CONDUCT

2.1. UNDERTAKINGS

- 2.1.1. Members of The Australian Stock Horse Society who act in the capacity of Judges undertake that they will act in accordance with the Core Value Statement at all times.
- 2.1.2. Members of The Australian Stock Horse Society who act in the capacity of Judges undertake to conduct themselves in a manner fitting and proper to those who are accorded the honour of officiating as ASH Approved Judges.
- 2.1.3. Members of The Australian Stock Horse Society who act in the capacity of Judges will endeavour to give totally honest, fair and unbiased opinions at all times, to set exemplary standards in behaviour by being polite and courteous and to award prizes according to the type of class and the performance of horses on the day.
- 2.1.4. Members of The Australian Stock Horse Society who act in the capacity of Judges will at all times be totally conversant with the description of an Australian Stock Horse type as laid down in Rules and Regulations of The Australian Stock Horse Society.

2.2. UNDERSTANDING

- 2.2.1. It is the opinions of Judges which eventually set the standard for the Australian Stock Horse Breed, just as it is their behaviour which sets the standard of conduct for competitors, volunteers, other officials and eventually the public perception of The Australian Stock Horse Society. Judges therefore have certain responsibilities and obligations to the Society that must be maintained at all times. It is understood that the Rules and Regulations of the Society as are adopted for competitions, and the behaviour of Judges will establish the means for ensuring Judges' compliance with the Core Value Statement and the Undertakings.

3. JUDGING ACCREDITATION

- 3.1. The ASHS Judges' Accreditation Scheme was introduced in 2005.
- 3.2. In order to judge at Australian Stock Horse Society sanctioned events a Judge needs to be accredited.

- 3.3. An accredited judge:
 - 3.3.1. must be 18 years old and over,
 - 3.3.2. must be a financial Full, Life, Honorary or Participant member of the Society,
 - 3.3.3. be assessed as competent in all components at a judges workshop.
 - 3.3.3.1 Clause 3.3. over rides all other rules in relation to accreditation.
 - 3.3.4 **Campdraft Judges will be selected by the same process. Judges must be accredited by one of the Campdraft Associations**
 - 3.3.5 **Dressage Judges to be qualified with relevant associations.**
- 3.4. Judging Accreditation consist of 2 levels; Level 1 and Level 2.
- 3.5. Workshops will be provided by Head Office on an as-needs basis
 - 3.5.1. Workshops will be run in conjunction with local branches around the country dependent on venue and participant availability
 - 3.5.2. A workshop schedule will be developed by Head Office in consultation with the Board and published.
 - 3.5.2.1. Local Branches may suggest additional workshops based on perceived local demand. These will then be considered for inclusion in the schedule.
 - 3.5.3. A minimum of 18 participants are usually required.
 - 3.5.4. Facilitation will be provided by Head Office with at least a Judges Assessor and facilitator in attendance. Assessment will be via an assessment sheet which will be retained by Head Office.
 - 3.5.5. Workshops will cover the basic Judging requirements, including Led, Hack, Working and Youth Judging.
 - 3.5.6. Workbooks, manuals and up-to-date event rules will be provided to participants. The workbooks and manuals cover the basic Judging requirements
 - 3.5.7. Level 1 Workshops may include both Level 1 Accreditation and Level 1 Refresher courses or either course as required.
- 3.6. Accreditation Process – Level 1 Judges:**
 - 3.6.1. Apply to attend a Level 1 Judges clinic using an ASHS Accredited Judges Level 1 Application Form;
 - 3.6.1.1. The candidate will be placed on a waiting list and invited to the next available workshop in their State or Territory.
 - 3.6.1.2. If they are unavailable or unable to attend this workshop their name will remain on the waiting list and they will be invited to the next workshop.
 - 3.6.1.3. Workshops will also be advertised on the Australian Stock Horse website and candidates may choose to advise Head Office of a preference to attend a workshop in another State or Territory.
 - 3.6.1.4. Candidates must confirm their attendance to Head Office a minimum of 1 working week prior to a clinic.
 - 3.6.2. Attend a Level 1 Accredited Judges Workshop and be assessed as competent in all components. Competencies include:
 - 3.6.2.1. Satisfactory attendance and active participation in all scheduled sessions of the Judges Course/Clinic.
 - 3.6.2.2. Understanding of basic form to function and how it relates to Australian Stock Horse Standard of Excellence.
 - 3.6.2.3. Basic conformation and its impact upon movement.
 - 3.6.2.4. Understanding terminology associated with Australian Stock Horses.

ASHS – EVENTS RULES & REGULATIONS

Codes of Conduct, Responsibilities, Obligations and Ring Etiquette for Judges, Stewards, Volunteers and Competitors
Section 2 V8 – Page 3

- 3.6.2.5. Understanding of correct ASH Type in relation to judging Led, Ridden ASH Show classes and how this relates to the Standard of Excellence.
- 3.6.2.6. Demonstrate an understanding of ASH Rules and Regulations as outlined in the official ASHS Events Handbook.
- 3.6.2.7. Practical Judging exercises (Led, Working, Hack and Homel Slide), including placings and explain the same.
- 3.6.2.8. Ability to score - using full range of points/scoring each movement & transition.
- 3.6.2.9. Understanding of Risk Management, show ring Rules and Regulations, Judges' obligations and responsibilities.
- 3.6.2.10. Provide evidence of having completed three approved judging assignments/appointments.
- 3.6.3. If a candidate is not assessed as competent in all components their status may become Probationary. See 3.10 below
 - 3.6.3.1. Some discretion remains with the Judges Assessor as to approved Judging assignments/appointments particularly in remote areas.
- 3.6.4. If a candidate is assessed as competent in all components and they are not yet 18 years of age or between 18 and 21 years their status may become Associate. See 3.11 below
- 3.6.5. Agree to abide by and sign a Code of Conduct as produced by the Society, which is then returned to the Society
- 3.6.6. Sign a Judges Agreement which is then returned to the Society
- 3.6.7. Agree to have their details published by the Society so they can be contacted to accept Judging assignments
- 3.7. To remain an Accredited Judge, the judge must:
 - 3.7.1. Be a financial Full, Life, Honorary or Participant member of the Society,
 - 3.7.2. Undertake a Judges Refresher activity every three years
 - 3.7.2.1. This may take the form of attending a Judges Refresher Workshop
 - 3.7.2.2. OR completing a Judges Refresher Assessment and submitting to Head Office
 - 3.7.2.3. These are then assessed by an ASHS Judging Assessor and the Convener of the Event Committee.
 - 3.7.2.3.1. The Assessor and Convener of the Events Committee will determine if the candidate has met the assessment criteria
 - 3.7.2.3.2. Or advise of the actions required to meet the criteria.
 - 3.7.2.3.3. Head Office will advise the candidate of the outcome of the application, in writing and record the outcome.
 - 3.7.2.4. However, a Judges Refresher Workshop MUST be completed at least every 6 years.
 - 3.7.3. Agree to abide by and sign a Code of Conduct as requested by the Society which is then returned to the Society
 - 3.7.4. Sign a Judges Agreement as requested by the Society which is then returned to the Society
 - 3.7.5. Agree to have their contact details published by the Society so they can be contacted regarding judging assignments
- 3.8. A Level 1 Accredited Judge can be removed as a Judge by the Society at any time, the reasons may include, but are not limited to:
 - 3.8.1. Becoming unfinancial for more than 6 months

ASHS – EVENTS RULES & REGULATIONS

Codes of Conduct, Responsibilities, Obligations and Ring Etiquette for Judges, Stewards, Volunteers and Competitors
Section 2 V8 – Page 4

- 3.8.2. Becoming a Subscriber member
- 3.8.3. Refusal to sign a Code of Conduct or Judges Agreement
- 3.8.4. Not agreeing to have contact details published, including requests by the Judge to be removed from the contact list, without reasonable cause
- 3.8.5. Disciplinary matters
- 3.9. To be returned by the Society following any of the above
 - 3.9.1. Following a short suspension – under 2 years
 - 3.9.1.1. Must be a financial Full, Life, Honorary or Participant member of the Society
 - 3.9.1.2. Agree to abide by and sign a Code of Conduct as produced by the Society which is then returned to the Society
 - 3.9.1.3. Sign a Judges Agreement which is then returned to the Society
 - 3.9.1.4. Undertake any revisionary actions that the Disciplinary Committee may have requested they complete
 - 3.9.1.5. Agree to have their contact details published by the Society so they can be contacted to accept Judging assignments, without reasonable cause
 - 3.9.2. Following a long suspension – 2 years or longer
 - 3.9.2.1. Must be a financial Full, Life, Honorary or Participant member of the Society
 - 3.9.2.2. Attend a Level 1 Refresher Workshop
 - 3.9.2.3. Undertake any other revisionary actions that the Disciplinary Committee may have requested they complete
 - 3.9.2.4. Agree to abide by and sign a Code of Conduct as produced by the Society which is then returned to the Society
 - 3.9.2.5. Sign a Judges Agreement which is then returned to the Society
 - 3.9.2.6. Agree to have their contact details published by the Society so they can be contacted to accept Judging assignments, without reasonable cause

3.10. Probationary Judges

- 3.10.1. Be a financial Full, Life, Honorary or Participant member of the Society,
- 3.10.2. Attend a Level 1 Accredited Judges Workshop
 - 3.10.2.1. A judge may become probationary if they are not assessed as competent in all components at a Level 1 Accredited Judges Workshop.
 - 3.10.2.2. A judge may become probationary through disciplinary action.
- 3.10.3. Agree to abide by and sign a Code of Conduct as produced by the Society, which is then returned to the Society
- 3.10.4. Sign a Judges Agreement which is then returned to the Society
- 3.10.5. Agree to have their details published by the Society so they can be contacted to accept Judging assignments
- 3.10.6. Works as a judge ONLY when accompanied by an accredited ASHS Judge (accompanied judging assignment)
 - 3.10.6.1. The ASHS Accredited Judge chosen to supervise must NOT be a member of your family. For the purpose of this clause a family member shall mean: spouse, de facto spouse, child, sibling, parent, grandparent or the spouse or de facto spouse of any such person.

ASHS – EVENTS RULES & REGULATIONS

- 3.10.6.2. For each judging assignment a different ASHS Accredited Judge must be used.
- 3.10.6.3. Each assignment must be at a separate event, i.e. a 2 day show is one event.
- 3.10.6.4. Each assignment should be at an event with an acceptable number of Australian Stock Horse events on the programme; i.e. 2 Led classes, 2 Hack classes, 2 Working classes, and at least one Champion and Reserve Champion.
- 3.10.6.5. The assignments should include as wide a variety of classes as possible, with at least 1 Led class, 1 Hack class and 1 Working class and a Champion and Reserve Champion.
- 3.10.6.6. May NOT judge at State Shows, Royal Shows ASH sections or the ASHS National Championships.
- 3.10.7. To become an Accredited Level 1 Judge a probationary judge will need to either;
 - 3.10.7.1. Complete at least 3 accompanied judging assignments and be assessed competent in all components by a current ASHS Accredited Judge
 - 3.10.7.2. These are then assessed by an ASHS Judging Assessor and the Convener of the Events Committee.
 - 3.10.7.2.1. The Assessor and Convener will determine if the candidate has graduated
 - 3.10.7.2.2. Or advise of the actions required to graduate.
 - 3.10.7.3. Head Office will advise the candidate of the outcome of the application, in writing and record the outcome.

3.11. Associate Judges

- 3.11.1. Be aged between 18 and 21 years,
- 3.11.2. Be a financial member of the Society,
- 3.11.3. Attend a Level 1 Accredited Judges Workshop
 - 3.11.3.1. be assessed as competent in all components at a judges workshop
- 3.11.4. Agree to abide by a Code of Conduct as produced by the Society
- 3.11.5. Complete a Judges Agreement which is then returned to the Society
- 3.11.6. Agree to have their details published by the Society so they can be contacted to accept Judging assignments
- 3.11.7. Work as a judge ONLY in Led Classes when unaccompanied by an accredited ASHS Judge at Grade 1 and Grade 2 Shows
- 3.11.8. Works as a judge for Hack and Working classes ONLY when accompanied by an accredited ASHS Judge (accompanied judging assignment)
 - 3.11.8.1. The ASHS Accredited Judge chosen to supervise must NOT be a member of your family. For the purpose of this clause a family member shall mean: spouse, de facto spouse, child, sibling, parent, grandparent or the spouse or de facto spouse of any such person.
 - 3.11.8.2. For each judging assignment a different ASHS Accredited Judge must be used.
 - 3.11.8.3. Each assignment must be at a separate event, i.e. a 2 day show is one event.
 - 3.11.8.4. Each assignment should be at an event with an acceptable number of Australian Stock Horse events on the programme; i.e. 2 Led classes, 2 Hack classes, 2 Working classes, and at least one Champion and Reserve Champion.

ASHS – EVENTS RULES & REGULATIONS

- 3.11.8.5. The assignments should include as wide a variety of classes as possible, with at least 1 Hack class and 1 Working class and a Champion and Reserve Champion.
- 3.11.8.6. May NOT judge at State Shows, Royal Shows ASH sections or the ASHS National Championships.
- 3.11.9. To become an Accredited Level 1 Judge an Associate judge will need to;
 - 3.11.9.1. Complete at least 3 accompanied judging assignments and be assessed competent in all components by a current ASHS Accredited Judge
 - 3.11.9.2. These are then assessed by an ASHS Judging Assessor and the Convener of the Events Committee.
 - 3.11.9.2.1. The Assessor and Convener will determine if the candidate has graduated
 - 3.11.9.2.2. Or advise of the actions required to graduate.
 - 3.11.9.3. Head Office will advise the candidate of the outcome of the application, in writing and record the outcome.
- 3.12. Appeals - should a candidate believe they have been assessed incorrectly they may appeal the assessment:
 - 3.12.1. The candidate must appeal in writing to the Convener of the Events Committee at ASHS Head Office within 30 days of receiving their status from Head Office
 - 3.12.2. The appeal must be signed by the candidate
 - 3.12.3. Head Office, on advice of the Convener of the Events Committee, will release a copy of the assessment to the candidate
 - 3.12.4. The appeal request must include details as to why the candidate believes their status to be incorrect.
 - 3.12.5. The appeal will be assessed by a different Judges Assessor to that which conducted the clinic at which the candidate was assessed.
 - 3.12.6. Head Office will advise the candidate of the outcome of the appeal, in writing and record the outcome.
 - 3.12.7. The decision of the appeal assessor will be final.
- 3.13. Accreditation Process – Level 2 Judges:**
 - 3.13.1. Be a Level 1 Accredited, in good standing
 - 3.13.1.1. Must be up to date with Level 1 Refresher requirements
 - 3.13.2. Apply to attend a Level 2 Judges clinic using an ASHS Accredited Judges Level 2 Application Form or equivalent
 - 3.13.2.1. Provide evidence of having experience and ability in Led OR Hack OR Working at a minimum of one GRADE 3 event, such as a State, Royal or National Show OR a minimum of three GRADE 1 events (Agricultural Shows) PLUS four GRADE 2 events (ASHS Branch Shows) in the last five years. See Section 1, 5.36 for Show Grading Definitions.
 - 3.13.2.2. The candidate will be placed on a waiting list and invited to the next available workshop,
 - 3.13.2.3. If they are unavailable or unable to attend this workshop their name will remain on the waiting list and they will be invited to the next workshop
 - 3.13.3. Attend a Level 2 Accredited Judges Workshop and be assessed as competent in all components. Competencies include:
 - 3.13.3.1. Satisfactory attendance and active participation in all scheduled sessions of the Judges Workshop.

ASHS – EVENTS RULES & REGULATIONS

Codes of Conduct, Responsibilities, Obligations and Ring Etiquette for Judges, Stewards, Volunteers and Competitors
Section 2 V8 – Page 7

- 3.13.3.2. Understanding of correct form to function and how it relates to Australian Stock Horse Standard of Excellence.
- 3.13.3.3. Correct conformation and its impact upon movement.
- 3.13.3.4. Understanding terminology associated with Australian Stock Horses.
- 3.13.3.5. Understanding of correct Australian Stock Horse. Type in relation to judging Led, Ridden ASH Show classes and how this relates to the Standard of Excellence.
- 3.13.3.6. Demonstrate an understanding of ASH Rules and Regulations.
- 3.13.3.7. Practical Judging exercises (Led, Working, Hack and Homel Slide), including placings and explain the same.
- 3.13.3.8. Ability to score - using full range of points/scoring each movement & transition.
- 3.13.3.9. Understanding of Risk Management, show ring Rules and Regulations, Judges' obligations and responsibilities.
- 3.13.3.10. Advanced understanding of ring etiquette and behaviour.
- 3.13.3.11. Provide evidence of having experience and ability at a minimum of one GRADE 3 event, such as a State, Royal or National Show OR a minimum of three GRADE 1 events (Agricultural Shows) plus four GRADE 2 events (ASHS Branch Shows) in the last three years. See section1, 5.36 for Show Grading Definitions.
- 3.13.4. If a candidate is not assessed as competent in all components they will remain a Level 1 Judge.
- 3.13.5. The decision of the assessor will be final.
- 3.13.6. Agree to abide by and sign a Code of Conduct as produced by the Society, which is then returned to the Society
- 3.13.7. Sign a Judges Agreement which is then returned to the Society
- 3.13.8. Agree to have their details published by the Society so they can be contacted regarding judging assignments

4. RESPONSIBILITIES AND OBLIGATIONS

- 4.1. It is the Judge's opinion which eventually sets the standard for the breed just as it is the Judge's behaviour which sets the standard of behaviour for competitors, and eventually the public's opinion of The Australian Stock Horse Society.
- 4.2. Judges have a certain responsibility and obligation.
- 4.3. The Judge must give a totally honest, fair and unbiased opinion at all times.
- 4.4. The Judge must award prizes according to the type of class and the horse's performance on the day.
- 4.5. The Judge must arrive at the venue at least 30 minutes prior to the commencement time and advise organisers on arrival.
- 4.6. The Judge must be clear, concise, courteous and tolerant with Stewards and competitors & shall not engage in conduct that may bring the sport into disrepute.
- 4.7. The Judge should set the standard, not only in dress by being clean, neat and tidy but also in behaviour by being polite and courteous
 - 4.7.1. Judges dress should be in keeping with working with horses; OH&S; and be practical/ functional for show ring conditions i.e. footwear, hats, etc. Judges attire is to be the same as competitors: - clean, neat and tidy, at a standard in accordance with the status of the event.
- 4.8. Judges should refrain from smoking or using mobile telephones whilst judging.

ASHS – EVENTS RULES & REGULATIONS

Codes of Conduct, Responsibilities, Obligations and Ring Etiquette for Judges, Stewards, Volunteers and Competitors
Section 2 V8 – Page 8

- 4.9. Judges must not be under the influence of alcohol or mind altering drugs.
- 4.10. Judges may compete in alternate disciplines to what they are judging provided there is no event clashes. Disciplines are considered to be Campdrafting, Dressage, Show Jumping and Show events (including feature events).
- 4.11. A judge shall not adjudicate any class where a conflict of interest exists between the judge and any competitor in the class.
- 4.12. For the purpose of rule 4.11 a conflict of interest shall be deemed to exist in the following circumstances:
 - 4.12.1. Where a horse competing in the class is owned or trained by the judge or any person with whom the judge is associated
 - 4.12.2. Where a competitor in the class is a family member of the judge. For the purpose of this clause a family member shall mean: spouse, de facto spouse, child, sibling, parent, grandparent or the spouse or de facto spouse of any such person.
 - 4.12.3. Where a pecuniary relationship is deemed to exist between the judge or any person with whom the judge is associated and the competitor. For the purpose of this clause, a pecuniary relationship shall be deemed to exist if a party to the relationship has a reasonable likelihood or expectation of financial gain by virtue of the existence of the relationship, whether that relationship be one of training, sponsorship, endorsement, or otherwise. A pecuniary relationship shall not be deemed to exist in circumstances where the relationship between the judge (or person with whom the judge is associated) and competitor is one of the provision of a service or supply of goods that is offered to the public or section of the public on substantially similar terms.
- 4.13. For the purpose of clause 4.11 a conflict of interest shall not exist if the interest is so remote or insignificant that it could not be regarded as likely to influence any decision the judge might make.
- 4.14. For the purpose of clause 4.12 a person is “a person with whom the judge is associated” if that person is a spouse or de facto spouse, partner or employer of the judge
- 4.15. No horse may show before a Judge that has been sold by the said Judge or his/her employer within a period of three months prior to the show. A horse shall be deemed to have been sold when both parties have signed a contract of sale, and the horse in question domiciled under the control of the purchaser or his agent. Full payment of the purchase price or full transfer of the registration papers need not have been completed provided that proof of the intended payment or transfer has been supplied to the ASH Society.
- 4.16. A Judge shall not during the period of the show, at which he is judging, be a house guest of a person who is competing at the said show.
- 4.17. No one may show before a Judge who has received, or has contracted to receive, a remuneration for the sale, purchase or lease of any horse, from the date of signing the lease to, from, or for the account of said person within a period of three months prior to the show.
- 4.18. No one may show before a Judge who boards, rides or trains (for horse show purposes) any horse under the said person’s ownership or lease, within a period of three months prior to the show. (Stud fees excluded).
- 4.19. No one may show before a Judge who has remunerated said persons for board or training of any horse for show purposes within a period of three months prior to the show. No person who has been given tuition by a Judge may show within three months before this Judge or conversely, no Judge may adjudicate his tutor until a three month period has elapsed. This rule is for individual tuition only. Training days and clinics organised on a group basis by other than the Judge, are exempt.
- 4.20. Exemption to points 4.11 to 4.19 may be granted by the Board in exceptional circumstances.
- 4.21. The Judge’s decision is final. He/she has the authority to place a horse in whatever position in a class he/she chooses.
- 4.22. Once a class has been judged it shall not be re-judged or the Judge’s score sheets altered unless initialled by the Judge.

ASHS – EVENTS RULES & REGULATIONS

Codes of Conduct, Responsibilities, Obligations and Ring Etiquette for Judges, Stewards, Volunteers and Competitors
Section 2 V8 – Page 9

- 4.23. No Judge shall determine eligibility for registration of any entry in the ring. This is the responsibility of the Committee or Steward.
- 4.24. A Judge may request any person or horse to be removed from competition for bad conduct.
- 4.25. A Judge shall make sure that sufficient horses are placed for a class regardless of show ribbons being awarded. NOTE: One extra horse should be lined up in case of a protest being lodged and upheld.
- 4.26. Judges must be conversant with patterns and courses prior to all events.
- 4.27. When using patterns from the ASHS Pattern Book, the use of markers is optional, at the discretion of the judges.
- 4.28. A Judge may bring to the attention of the Steward any piece of equipment which is not legal, or is considered inhumane.
- 4.29. Where events not listed in this Handbook are encountered, they are to be judged according to the rules laid down by the Committee on the day.
- 4.30. A Judge will at all times maintain the confidentiality of scores given to a Penciller or Steward in a ring and will not disclose through any means said scores, prior to the release of official results by the Organising Committee.
- 4.31. When a competitor makes a request through the Ring Steward or other show officials for the Judge's opinion concerning their horse, the Judge shall give his/her opinion courteously and with sincerity, in the presence of the Ring Steward or official but the Judge is advised not to enter into a lengthy discussion.
- 4.32. The Judge should never address a competitor by his or her first name.
- 4.33. The Judge should speak to the Steward before events commence to ensure the Steward is aware of his/her requirements and to allow the Steward to update or discuss with the Judge any regulation, rule or programme requirement.
- 4.34. A Judge should endeavour to remain calm at all times while judging.
- 4.35. It is advisable that a Judge has a Steward to act as penciller when scorecards are required as a Judge may miss scoring a movement by looking down to write.
- 4.36. When time permits, after the awards are presented, helpful hints to competitors are encouraged, especially hints or helpful suggestions to youth competitors.
- 4.37. A Judge should always be aware that the fall of a horse or rider or loss of control in a class is disqualification.
- 4.38. A Judge should not judge at more than one Grade 3 show in the same category during a twelve month period e.g. Hack, Working, Led. Judges should refrain from accepting multiple judging assignments in the same area in a twelve month period
- 4.39. An accredited judge has to be 18 years old and over.

JUDGING ASSESSORS

5. JUDGING ASSESSORS

- 5.1. The Board shall appoint an Assessors Selection Panel. This will consist of the Events Committee Convener, the General Manager of the Society and the Chairman of the Board of the Society, and any other such person as they deem necessary.
- 5.2. The Selection Panel will from time to time appoint Judging Assessors. The nomination of these Assessors will be based on the following criteria:
 - 5.2.1. Financial Full, Life, Honorary or Participant member of the Society
 - 5.2.2. At least a Level 1 Judge
 - 5.2.3. Have a profile in the horse industry
 - 5.2.4. Have the respect of the horse industry
 - 5.2.5. Display a wide range of knowledge of equine disciplines

ASHS – EVENTS RULES & REGULATIONS

Codes of Conduct, Responsibilities, Obligations and Ring Etiquette for Judges, Stewards, Volunteers and Competitors
Section 2 V8 – Page 10

- 5.2.6. Provide evidence of facilitating workshops or recent industry experience
- 5.2.7. Be willing to attend group training sessions based on required delivery outcomes
- 5.3. Will remain a Judging Assessor until:
 - 5.3.1. Removed by the Assessors Selection Panel.
 - 5.3.2. Removed by disciplinary action.
 - 5.3.3. They become an unfinancial member for more than 6 months.
 - 5.3.4. Become a Subscriber member.

STEWARDS

6. CODE OF CONDUCT

6.1. UNDERTAKINGS

- 6.1.1. Members of The Australian Stock Horse Society who act in the capacity of Stewards undertake that they will act in accordance with the Core Value Statement at all times.
- 6.1.2. Members of The Australian Stock Horse Society, who act in the capacity of Stewards in recognition of the importance of stewarding in the success of an ASHS event or competition, undertake to conduct themselves in a manner fitting and proper to those who are accorded the honour of officiating.
- 6.1.3. Members of The Australian Stock Horse Society who act in the capacity of Stewards will endeavour to set exemplary standards in behaviour by being polite and courteous, to know what is required of them in the context of an ASHS event or competition, to be totally honest and fair at all times, to know the Rules and Regulations of The Australian Stock Horse Society, to work co-operatively with fellow Stewards and to support the efforts of those who are officiating as Judges.
- 6.1.4. Members of The Australian Stock Horse Society who act in the capacity of Stewards will at all times be totally conversant with the description of an Australian Stock Horse type as laid down in Rules and Regulations of The Australian Stock Horse Society.
- 6.1.5. Members of The Australian Stock Horse Society who act in the capacity of Stewards will at all times maintain the confidentiality of scores given by a Judge in a ring and will not disclose through any means said scores prior to the release of official results by the Organising Committee.

6.2. UNDERSTANDING

- 6.2.1. As The Australian Stock Horse Society further refines its competition and event standards and operations, the role of those who officiate in positions other than Judges will become increasingly important. These are the persons who assist in the presentation of competitions, who can be relied upon for their knowledge and experience, who can eventually become Judges and who are often the direct link between competitors and Judges. Stewards therefore have certain responsibilities and obligations to the Society that must be maintained at all times. It is understood that the Rules and Regulations of the Society as are adopted for competitions, and the proposed continuing development of standards for stewarding, will establish the means for ensuring Stewards' compliance with the Core Value Statement and the Undertakings.

7. RESPONSIBILITIES AND OBLIGATIONS

- 7.1. The Ring Steward is required to organise exhibitors and their horses in the ring area. He/she must be able to keep the programme moving smoothly and be familiar with the Society's Rules and Regulations.

ASHS – EVENTS RULES & REGULATIONS

*Codes of Conduct, Responsibilities, Obligations and Ring Etiquette for Judges, Stewards, Volunteers and Competitors
Section 2 V8 – Page 11*

- 7.2. The Steward is to assist the Judge where and when required but must not in any way influence the Judge's decision.
- 7.3. The Steward has charge of the activity in the ring or arena and is to rid the Judge of any unnecessary details.
- 7.4. The Steward shall act as a mediator between the Judge and competitor.
- 7.5. If the class is too large, the Steward will inform the Judge of the numbers so that the class may be divided if the Judge so wishes.
- 7.6. The Steward should assemble the classes promptly to eliminate long delays and keep the programme on schedule.
- 7.7. The Steward shall notify the judge when all horses are present and call his/her attention to those that are absent. The Steward will ensure that the Judge knows how many horses should be placed.
- 7.8. The Ring Steward has the responsibility of checking entries for eligibility, the riders and horses for proper attire and equipment, and, when required, the accuracy of the Registration Papers and Membership which must be current.
- 7.9. Stewards shall not take part, or be seen to take part, in any of the judging. When not actively engaged with duties, the Steward should place himself/herself in such a position as not to interfere with the judging.
- 7.10. The Judge can request the Steward to move and place horses as he/she advises.
- 7.11. If a competitor is not acting in a sportsmanlike manner the Steward, acting upon a request from the Judge, may ask competitors to leave the judging arena. For the safety of other horses, competitors and spectators, the Judge may also require a horse to leave the arena.
- 7.12. After ribbons have been awarded, the Steward should have the placegetters circle the ring or arena for the benefit of the spectators.
- 7.13. Where class sheet cards are used the Steward should see that the Judge's signature is on each card and that it is handed to the Show Secretary.

VOLUNTEERS

8. REQUIREMENTS

- 8.1. Volunteers must be aged between 12 years and 85 years and do not have to be Members of the Society.
- 8.2. Children under 14 years of age must be accompanied by a parent or legal guardian.

9. CODE OF CONDUCT

9.1. UNDERTAKINGS

- 9.1.1. Volunteers at any level of the Society, be it Branch, State or National, undertake that they will act in accordance with the Core Value Statement at all times.
- 9.1.2. Volunteers at any level of the Society, be it Branch, State or National, undertake that they will act in a manner which brings credit to the values and professional image of the Society.
- 9.1.3. Volunteers at any level of the Society, be it Branch, State or National will endeavour to maintain their knowledge of the Society and of the Australian Stock Horse Breed and to set exemplary standards in behaviour by being polite and courteous to all with whom they come in contact.
- 9.1.4. Volunteers at any level of the Society, be it Branch, State or National, will at all times maintain the confidentiality of scores given in a ring by a Judge and will not disclose through any means said scores, prior to release of official results by the Organising Committee.

ASHS – EVENTS RULES & REGULATIONS

Codes of Conduct, Responsibilities, Obligations and Ring Etiquette for Judges, Stewards, Volunteers and Competitors
Section 2 V8 – Page 12

- 9.1.5. Volunteers at any level of the Society, be it Branch, State or National will at all times abide by the Rules and Regulations of the Society.
- 9.2. UNDERSTANDING
 - 9.2.1. Volunteers make an invaluable contribution to the running of all activities of the Society. Together with the Competitors, they underpin the Society and its values. By accepting themselves as an integral part of the operations of the Society, and by undertaking to act at the same level of integrity and honesty as all others in the Society, the Codes of Conduct will cover each and every person involved with the Society.

COMPETITORS

10. CODE OF CONDUCT

- 10.1. UNDERTAKINGS
 - 10.1.1. Members of The Australian Stock Horse Society who participate in competitions undertake that they will act in accordance with the Core Value Statement at all times.
 - 10.1.2. Members of The Australian Stock Horse Society who participate in competitions undertake to compete only on animals that are suited to the level of competition, to present themselves and their horses properly prior to and upon entering the ring, to know the rules of the competition and those of The Australian Stock Horse Society and to behave at all times in a sportsmanlike manner and properly and respectfully to Judges, Show Officials and fellow competitors.
 - 10.1.3. Members of The Australian Stock Horse Society who participate in competitions acknowledge that they accept the individual responsibilities attendant to participating in competitions and to competing only at a level to which they are qualified.
 - 10.1.4. Members of The Australian Stock Horse Society who participate in competitions will at all times abide by the Rules and Regulations of the Society.
- 10.2. UNDERSTANDING
 - 10.2.1. Persons who compete in Australian Stock Horse competitions are a most critical component of the industry. These are the persons who present the image of the Society to the public. By undertaking to accept the Core Value Statement and the Undertakings, Competitors commit to continue the practice of the majority of current participants who present themselves and their horses in an exemplary manner, who possess the right attitude and who know and abide by the rules.

11. RING ETIQUETTE

- 11.1. As a Competitor you are on display to spectators as well as to the Judge and it should be remembered that, each time you set foot into the ring, you are there as a representative of The Australian Stock Horse Society. Ring manners, consideration of other competitors and for the Judge, are based on everyday good manners.
- 11.2. Listen to the Judge's instructions and try to carry them out to the best of your ability. If you don't understand an instruction, ask for clarification.
- 11.3. Look what is happening around you. Be ready to work out when your time comes.
- 11.4. Learn from experience what it is that shows your horse off best.
- 11.5. Line up on the left of the first horse called in - not at random.
- 11.6. Don't get too close to other horses in the ring. If you bunch up the Judge cannot see you - so find a place by yourself.
- 11.7. Don't carry on a conversation in the line-up; wait until the event is over.

ASHS – EVENTS RULES & REGULATIONS

Codes of Conduct, Responsibilities, Obligations and Ring Etiquette for Judges, Stewards, Volunteers and Competitors
Section 2 V8 – Page 13

- 11.8. Never address the Judge by his/her first name. Judges should always be addressed via a Steward and by title Mr, Mrs, Miss etc.
- 11.9. Don't go to sleep or slouch in the line-up. Wait until your time comes and stay quietly in line and never smoke.
- 11.10. Above all, never be critical of the Judge. Regardless of what your opinion is of his/her judging - keep it to yourself. A Judge can only really please one person per event and is usually there voluntarily. Remember you were not forced to show your horse in front of him/her.
- 11.11. All competitors are asked to remain in the line up at all times. Once judging has commenced, horses will be eliminated if leaving the judging line.

BRANCH FACILITATORS

12. RESPONSIBILITIES AND OBLIGATIONS

- 12.1.1. The Branch Facilitator will volunteer their time to oversee and assist branches at Branch organised practice and training days.
- 12.1.2. Branch Facilitators must be effective communicators equipped with knowledge and experience in horse training, management and in the skills of the disciplines of the sport.
- 12.1.3. Facilitators must understand how people and horses learn and how the horse interacts with its rider and its environment.
- 12.1.4. It is the role of the Branch Facilitator to provide information, direction and the opportunities to practice in a safe and controlled environment.
- 12.1.5. A broad general knowledge of theories of riding and training to novice level and of horse management and care.
- 12.1.6. The role of the Branch Facilitator is not to teach the inexperienced person who wants to learn to ride or give one on one/group lessons. The basic role is to be a facilitator of ASHS Branch horse events.

13. CODE OF CONDUCT

13.1. UNDERTAKINGS

- 13.1.1. Members of the Australian Stock Horse Society who engage in facilitation activities undertake that they will act in accordance with the Core Value Statement at all times.
- 13.1.2. Members of the Australian Stock Horse Society who engage in facilitation activities undertake that they will act in a manner fitting and proper to one accorded the honour of being an accredited facilitator.
- 13.1.3. Members of the Australian Stock Horse Society who engage in facilitation activities will endeavour to maintain their professional knowledge, set exemplary standards in behaviour by being polite and courteous to customers and clients, keep abreast of changes in appropriate techniques and methodologies, be a positive role model and at all times abide by the Code of Conduct of the Society.
- 13.1.4. Members of the Australian Stock Horse Society who engage in facilitation activities will at all times abide by the Rules and Regulations of the Society.

13.2. UNDERSTANDING

- 13.2.1. Operate within the rules and spirit of your sport, promoting fair play over winning at any cost
- 13.2.2. Encourage and support opportunities for people to learn appropriate behaviour and skills

ASHS – EVENTS RULES & REGULATIONS

Codes of Conduct, Responsibilities, Obligations and Ring Etiquette for Judges, Stewards, Volunteers and Competitors
Section 2 V8 – Page 14

- 13.2.3. Support opportunities for participation in all aspects of the sport. Treat each person as an individual
- 13.2.4. Display control and courtesy to all involved with the sport
- 13.2.5. Respect the rights and worth of every person regardless of their gender, ability, cultural background or religion
- 13.2.6. Respect the decisions of officials, facilitators and administrators in the conduct of the sport
- 13.2.7. Wherever practical, avoid unaccompanied and unobserved one-on-one activity (when in a supervisory capacity or where a power imbalance will exist) with people under the age of 18 years
- 13.2.8. Adopt appropriate and responsible behaviour in all interactions with riders and horses
- 13.2.9. Adopt responsible behaviour in relation to alcohol and other drugs
- 13.2.10. Act with integrity and objectivity, and accept responsibility for your decisions and actions
- 13.2.11. Ensure your decisions and actions contribute to a safe environment
- 13.2.12. Ensure your decisions and actions contribute to a harassment free environment
- 13.2.13. Do not tolerate harmful or abusive behaviour
- 13.2.14. Place the safety and welfare of the athletes above all else
- 13.2.15. Any physical contact with a person should be appropriate to the situation and necessary for the person's skill development
- 13.2.16. Be honest and do not allow your qualifications to be misrepresented

14. BRANCH FACILITATORS TRAINING

- 14.1. The ASHS Branch Facilitator scheme was introduced in 2011. Originally called the Branch Coaches' scheme the name was changed in 2015.
- 14.2. In order to facilitate an Australian Stock Horse Society sanctioned training event a Branch Facilitator needs to be in attendance.
- 14.3. An approved Branch Facilitator:
 - 14.3.1 must be 18 years old and over,
 - 14.3.2 must be a financial Full, Life, Honorary or Participant member of the Society,
 - 14.3.3 must have met the assessment criteria.
- 14.4. Approval as a Branch Facilitator can be gained by successful completion of training provided by the Society, whether online or in person.
 - 14.4.1. Training will cover the basic facilitation requirements, including The Role of the Facilitator, Planning and Reviewing Practice Days, Risk Management and Safety, Communication, Horse Management, ASHS Disciplines
 - 14.4.2. Relevant up-to-date materials will be provided to participants.
- 14.5. Approval Process:
 - 14.5.1. Provide details of the candidate as required by the Society, such as name, previous experience, and any other information that the Board deems necessary from time to time.
 - 14.5.2. If a candidate does not successfully complete the training, advice will be given of the actions required for successful completion.
 - 14.5.2.1. Some discretion remains with the Assessor particularly in remote areas.
 - 14.5.3. Agree to abide by a Code of Conduct as produced by the Society.

ASHS – EVENTS RULES & REGULATIONS

Codes of Conduct, Responsibilities, Obligations and Ring Etiquette for Judges, Stewards, Volunteers and Competitors
 Section 2 V8 – Page 15

- 14.5.4. Agree to have their details published by the Society so they can be contacted to accept facilitation assignments
- 14.6. To remain a Branch Facilitator, the facilitator must:
 - 14.6.1. Be a financial Full, Life, Honorary or Participant member of the Society,
- 14.7. A Branch Facilitator can be removed as a facilitator by the Society at any time, the reasons may include, but are not limited to:
 - 14.7.1. Becoming unfinancial for more than 6 months
 - 14.7.2. Becoming a Subscriber member
 - 14.7.3. Refusal to agree to abide by a Code of Conduct
 - 14.7.4. Not agreeing to have contact details published, including requests by the Facilitator to be removed from the contact list
 - 14.7.5. Disciplinary matters
- 14.8. To be returned by the Society following any of the above
 - 14.8.1. Following a short suspension – under 2 years
 - 14.8.1.1. Must be a financial Full, Life, Honorary or Participant member of the Society
 - 14.8.1.2. Agree to abide by a Code of Conduct as produced by the Society
 - 14.8.1.3. Undertake any revisionary actions that the Disciplinary Committee may have requested they complete
 - 14.8.2. Following a long suspension – 2 years or longer
 - 14.8.2.1. Must be a financial Full, Life, Honorary or Participant member of the Society
 - 14.8.2.2. Undertake any revisionary actions that the Disciplinary Committee may have requested they complete
 - 14.8.2.3. Agree to abide by a Code of Conduct as produced by the Society
 - 14.8.2.4. Agree to have their contact details published by the Society so they can be contacted to accept facilitation assignments
- 14.9. Appeals - should a candidate believe they have been assessed incorrectly they may appeal the assessment:
 - 14.9.1. The candidate must appeal in writing to the Convener of the Events Committee at ASHS Head Office within 30 day of receiving their status from Head Office
 - 14.9.2. The appeal must be signed by the candidate
 - 14.9.3. Head Office, on advise of the Convener of the Events Committee, will release a copy of the assessment to the candidate
 - 14.9.4. The appeal request must include details as to why the candidate believes their status to be incorrect.
 - 14.9.5. The appeal will be assessed by a different Assessor to that which conducted the clinic at which the candidate was assessed.
 - 14.9.6. Head Office will advise the candidate of the outcome of the appeal, in writing and record the outcome.
 - 14.9.7. The decision of the appeal assessor will be final.

ASHS – EVENTS RULES & REGULATIONS

Codes of Conduct, Responsibilities, Obligations and Ring Etiquette for Judges, Stewards, Volunteers and Competitors
Section 2 V8 – Page 16

The Australian Stock Horse Society Limited

EVENTS RULES & REGULATIONS

Standard of Excellence, Conformation, Movement, Tack and Attire

Section 3

CONTENTS

| | |
|---------------------------------------|----------|
| STANDARD OF EXCELLENCE | 2 |
| 1. STANDARD OF EXCELLENCE | 2 |
| CONFORMATION | 2 |
| 2. DESIRABLE CHARACTERISTICS | 2 |
| 3. POINTS OF HORSE | 4 |
| MOVEMENT | 4 |
| 4. STANDARD PACES | 4 |
| 5. VARIATION OF PACES | 5 |
| 6. CLARIFICATION OF TERMS | 5 |
| TACK AND ATTIRE | 7 |
| 7. GENERAL PRESENTATION | 7 |
| 8. AUSTRALIAN STOCK HORSE STYLE | 7 |
| 9. ENGLISH STYLE | 11 |

This Handbook contains the Rules and Regulations for Australian Stock Horse Events and Competitions for THE AUSTRALIAN STOCK HORSE SOCIETY LIMITED, as approved by the Board of Directors, and is effective from **26th August 2024**.

Please note that from **26th August 2024**, all prior regulations will be superseded and are null and void. The Board shall determine any question not provided for by these regulations. Alterations to the regulations by addition, deletion or amendment will be effected by resolution of the Board.

NOTICE

Branches and Management Councils may only conduct the events listed in this Handbook. The Board of Directors must approve any other event being considered by a Branch or Management Council prior to advertising the said event. The Society's Public Liability Insurance Cover will not cover Branches and Management Councils that act outside Approved Events or run events in conjunction with other committees or organisations.

STANDARD OF EXCELLENCE

1. STANDARD OF EXCELLENCE

- 1.1. The following “Standard of Excellence” is based on the original ASHS description of ‘The Australian Stock Horse’ from 1971.
- 1.2. Head alert and intelligent with broad forehead, full, well-set eyes, wide nostrils. A fine, clean gullet, allowing plenty of breathing room.
- 1.3. A good length of rein, well set into the shoulder.
- 1.4. Sloping shoulder, not too heavily muscled, a well-defined wither slightly higher than the croup.
- 1.5. Deep chest, not too wide in proportion, but showing plenty of heart room.
- 1.6. Ribs well sprung and back strong and of medium length in proportion.
- 1.7. In forelegs, forearms well developed, cannon bones slightly flat, pasterns short and slightly sloping.
- 1.8. Hindquarters strong, rounded and well-muscled, nicely sloping to give a full line from croup to hock. Hocks broad, flat and clean, the cannon relatively short with well-defined tendons. The hind legs well under when standing.
- 1.9. The Hooves hard and in proportion to the size of the horse, with a wide heel and feet straight.
- 1.10. The whole of these component parts to be in balance according to the size.
- 1.11. Preferred heights between 14 and 16 hands.
- 1.12. A painting of the Standard of Excellence has been commissioned and it hangs in the boardroom at Head Office. A painting can also be viewed on the Australian Stock Horse Society’s website at www.ashs.com.au.

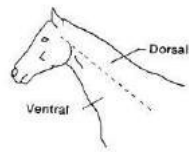
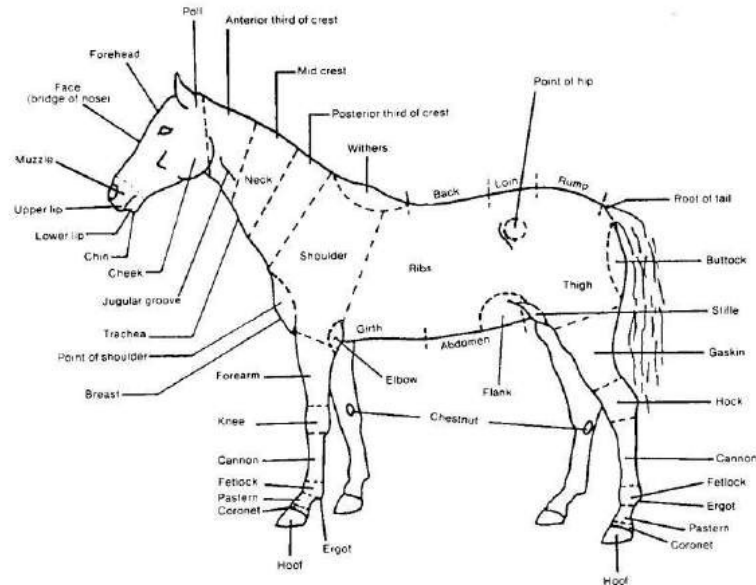
CONFORMATION

2. DESIRABLE CHARACTERISTICS

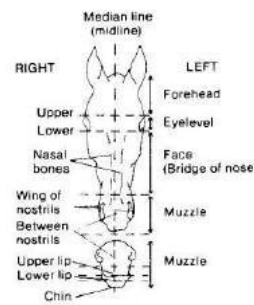
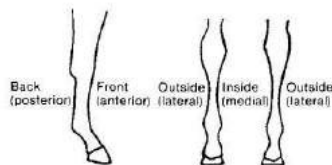
- 2.1. Good conformation is where function and appearance are seen to be in harmony. Desirable characteristics for Australian Stock Horses are as follows:
- 2.2. **Head** - The head should be proportionate in size, well set, hard and clean-cut. The muzzle should be neat, the lips firm and even, the nostrils big and soft and the front line of the face almost straight. The forehead should be broad, with the eyes clear, prominent and set well apart. The cheeks should be free from fleshiness, with plenty of room between the branches of the jaw and the width from the gullet to the poll. The width between the ears should be clean-cut. Overall the horse should appear alert and with a kind, intelligent expression.
- 2.3. **Neck** - Good length of rein, well set into the shoulders and slightly arched.
- 2.4. **Shoulders** - The shoulders should be flat, long and sloping back, so that the saddle is carried behind and not over the forelegs. The shoulders should slope into a well-defined wither.
- 2.5. **Wither** - The wither should be slightly higher than the croup and extending well back, giving plenty of length from the mouth to the wither. (Known as a “good rein”).
- 2.6. **Chest** - The chest should be muscular, but not too wide, as width will cause the horse to roll in his action.

- 2.7. **Ribs** - The ribs should be well sprung, of medium length, and carried well back. There should only be a short space between the last rib and the point of the hip.
- 2.8. **Back** - The back should be short, well-muscled, strong and horizontal.
- 2.9. **Loin** - The loin should be short, wide and well-muscled.
- 2.10. **Forearms** - Forearms should be rather upright, muscular and well developed.
- 2.11. **Knee** - The knee should be big and clean cut and, the back should stand well out.
- 2.12. **Cannon Bone** - The cannon bone should be strong and clean-cut and relatively short and when compared with the forearm and the back tendons should stand well out from and parallel to the bone pasterns, i.e., not too long and slightly sloping. The tendons and ligaments should be well defined and free from any thickening or puffiness.
- 2.13. **Fetlock** - The fetlock joint should be clean-cut, big and strong and free from any puffiness.
- 2.14. **Pastern** - The pastern should be strong and free from any bony growth such as ringbone. The pastern acts as a spring – if the pastern is too straight it jars the leg, if too long, it is weak and puts too much strain on the back tendons.
- 2.15. **Hock** - The hock should be large, strong, clean-cut and well defined. The horse should stand straight when viewed from behind or, to the side. Hocks with too much bend are a weakness known as sickle hock.
- 2.16. **Gaskin** - The gaskin should be powerful, with plenty of width to give it strength. The distance from the stifle to the hock should be long compared with that from the hock to the fetlock.
- 2.17. **Thigh** - The thigh should be rather upright, well covered with muscles, wide and powerful.
- 2.18. **Croup** – Commonly known as rump, lies between the loin and the tail. The rump should be long and muscular, with an adequate slope - a slight dropping is not a defect.
- 2.19. **Hoof** - The hoof outline on the ground surface should be almost round in the front feet and more oval in the back feet. They should be proportionate in size to the weight of the horse, rather bigger in the front than the hind as the front legs carry the larger part of the weight.
- 2.20. **Tail** - Size and substance of the tail should be in proportion to the horse's conformation, which is a good indication of the metabolism of the horse. Allowances should be made where tail loss has occurred accidentally.
- 2.21. **Temperament** - Quiet and intelligent with the ability to relax after competition.
- 2.22. **Athletic Ability** - Agility is desirable.
- 2.23. Allowances should be made for **minor blemishes** due to previous injuries – provided they are not breeding defects.
- 2.24. The whole body to be **balanced** according to the size of the horse.

3. POINTS OF HORSE



Avoid using the terms 'upper' and 'lower' to describe the side of the neck.



MOVEMENT

4. STANDARD PACES

- 4.1. For more detailed definitions of paces and movements please refer to Federation Equestre Internationale (FEI) Rules for Dressage Events (Equestrian Australia – EA).
- 4.1.1. **Walk** - A four beat pace with regular rhythm, light rein contact and soft frame. Hind feet should come in front to the track of the front feet. NO jogging or ambling.
- 4.1.2. **Trot** - A two beat pace with regular rhythm. Feet move in diagonal pairs and hind feet come close to, or in front of the print of the front feet.
- 4.1.3. **Canter** - A three beat pace with regular rhythm. No running. Horse should lead with the inside foreleg, with the outside fore and inside hind moving together as a diagonal pair; if not the horse is disunited/cross firing.
- 4.1.4. **Gallop** - Is an increased canter as the horse lengthens his stride and stretches himself into a gallop; the pace becomes a four beat as the diagonals split. The horse should show speed with calmness and control.

5. VARIATION OF PACES

- 5.1. **Slow** - Slower rhythm, shorter stride, impulsion maintained.
- 5.2. **Medium** - Normal travelling speed, well balanced.
- 5.3. **Fast** - Faster rhythm, longer stride, horse should be visibly working to maintain its balance in a circle.
- 5.4. **Extended** - Rhythm should be maintained at medium pace, stride should be lengthened to cover more ground.
- 5.5. **Collected** - A horse should work on a light rein with a soft responsive mouth, with its nose angled slightly in front of vertical. Collection implies that a horse will carry itself in frame by engaging its hindquarters and whilst maintaining a lightness and mobility of the forehand with only light contact through the bit.

6. CLARIFICATION OF TERMS

- 6.1. **Halt** – Coming down through transitions. Not abrupt but obedient.
- 6.2. **Stop** - An immediate cessation of forward movement where a horse will elevate slightly in front prior to engaging hindquarters to come to a controlled yet complete stop in a short distance.
- 6.3. **Settle** - Stand still and relax.
- 6.4. **Rein Back** – Two time diagonal movement, the horse shall begin the back-up in a controlled and willing manner and shall continue to back-up without hesitation until directed to stop by the rider.
- 6.5. **Light Rein** - Reins lengthened to allow horse to move freely with light contact only.
- 6.6. **Loose Rein** - Sufficient length of reins to allow more slack than a horse can take up.
- 6.7. **Long Rein** - Reins are lengthened to allow the horse to stretch his neck and take up the slack.
- 6.8. **Working Canter** – A three beat pace, free going and calm, exhibiting a degree of collection.
- 6.9. **Hand Gallop** - A controlled four beat pace, not a fast gallop. Riders seat out of saddle.
- 6.10. **Simple Change Walk Through** – Through the walk, horse obtains true flat walk for four walk steps. Calm, smooth and straight upward transition
- 6.11. **Simple Change** – Through the trot, canter down to trot for three well defined trot steps.
- 6.12. **Flying Change** - Change of leads at canter in a single stride in air, calmly, smooth and straight, in both hind legs and front.
- 6.13. **Haunch Turn** – A turn in a continuous motion where the energy of the horse is not stopped but is redirected in the opposite direction. The horse begins to turn at the same time as it begins to cease forward motion, taking most of the weight on the inside hind leg which becomes the pivot point for the body while the other legs propel the horse with forward impulsion as it turns and moves out in the opposite direction close to the line of entry. Horse must turn towards the Judge.
- 6.14. **Roll Back** – The horse comes to a complete stop engaging both hind legs, only then does the horse turn 180 degrees over its hocks, moving out on the same line as it entered. Horse must turn towards the Judge.
- 6.15. **Spin** - A movement of 360 degrees or more. Spins should be executed in the same area with minimal movement. Spins shall be smooth and fluent.
- 6.16. **Pivot** - Halt, turn slowly on hind feet, usually through 90 degrees.
- 6.17. **Side Pass** - At walk, lateral pair of feet step to the side one step, the other pair cross over to make a second step. Note: Should always be from a halt.

- 6.18. **Forehand Turn** - From halt, hind feet move to describe a circle around the front feet, which mark time on the spot. In a turn to the right, the horse's head looks to the right and swings that way as his hind feet move to the left.
- 6.19. **Fall** – A fall of a horse or rider during a workout will result in disqualification
- 6.20. **Jig Jogging** – Is a break of gait and not a four beat walk
- 6.21. **Circles** - Unless otherwise specified a circle is approximately 20 metres in diameter. A small circle is 10 metres in diameter. A horse must bend its body and flex its neck to follow the line of the circle; i.e., look where it is going and be balanced.
- 6.21.1. **Circles** are a controlled manoeuvre in the designated area of the arena. Right and left circles should have a common centre line in the middle of the designated area. Circles shall be ridden and started on the correct lead or diagonal. When of the same pace, the speed and size of the right circles shall be exactly the same as the speed and size of the left circles. The horse's gait should appear to be even and fluent, without heavy rider contact and obvious commands. Circles shall be ridden far enough from the arena wall that it does not affect the circles. The horse should be correctly bent and maintain its balance without falling in or drifting out.
- 6.22. **Figure of Eight** - Two equal circles on opposite reins – starting, changing rein and finishing at the same point in the middle of the working area. After completing the last figure of eight and unless instructed otherwise by the Judge, competitors should change rein and continue with a half circle in the opposite direction and return to the Judge.
- 6.23. **Markers** - When using patterns from the ASHS Pattern Book, markers may be used at the Judge's discretion. If markers are used, transitions and turns must be beside the marker with rider's saddle girth in line with the marker on its execution. Haunch turns and Roll Backs that are executed across the patterns should be done on the judge's side of the marker. Centre Marker to be on the inside of the forthcoming circle.

TACK AND ATTIRE

7. GENERAL PRESENTATION

- 7.1. Presentation of horse as follows:
 - 7.1.1. The horse should be clean and neatly presented. The trimming of sensory hairs around the horse eyes and muzzle is not recommended or required.
 - 7.1.2. In Led and Hack classes, bandages and boots are not permitted.
 - 7.1.3. False tails are permitted.
- 7.2. Presentation of tack as follows:
 - 7.2.1. Tack does not have to be new or extremely expensive. Older tack, well cared for, usually looks and fits better.
 - 7.2.2. Ensure that the tack is correctly fitted and does not rub or disturb the horse.
 - 7.2.3. Make sure the tack used is suitable for the event.
 - 7.2.4. Show Whips are permitted for Led, Hack & Dressage being no longer than 1m in length. Working or Time Trial classes are NOT to use a show whip however a Stock Whip may be carried as required.
- 7.3. Presentation of handler or rider as follows:
 - 7.3.1. The handler or rider's attire should be neat – understated dress always gives a more professional appearance. The handler or rider who conveys a neat, workmanlike impression will probably score higher in the Judge's initial mental assessment than that of a less tidy or flamboyant combination.
 - 7.3.2. The handler or rider's attire should be suitable for the type of class in which the combination is competing.
 - 7.3.3. Jewelry is out of place in the show ring and can be dangerous. If you must wear earrings, the tiniest of plain, discreet studs only are suitable.
 - 7.3.4. The handler/rider should have neat and tidy hair.
- 7.4. When competing in Led ASH and ASH Hack classes, the horse and handler/rider may be presented in either the Australian Stock Horse style or the English style, unless stipulated otherwise on the programme. In Working ASH classes, the horse and rider must be presented in the Australian Stock Horse style.

8. AUSTRALIAN STOCK HORSE STYLE

8.1. TACK

- 8.1.1. Australian style bridle, with single leather or webbed reins. Closed or split reins may be used. In Led classes, fillies, mares and geldings may be presented in a halter, but colts and stallions, 2 years and over, must have a bit in their mouth and be under the control of the bit at all times while being handled by Members 18 years and over.



Australian Style Bridle




Halter

8.1.2. Plain snaffle bit. The bit may have loose rings, egg-butt style, D shaped or tom thumb. The mouthpiece may be straight, single or double jointed. Gag and twisted bits are not permitted. Riders under 13 years may use a Spanish snaffle bit with a curb chain.



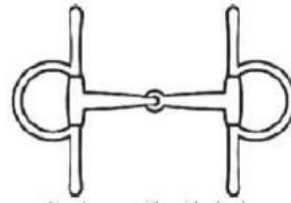
Loose Ring Snaffle bit




Egg-Butt




Racing "D" Ring



Tom Thumb



Straight Mouth Pieces

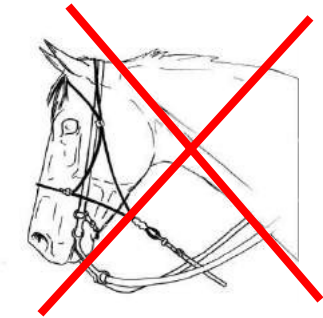


Double Jointed Mouth Pieces




Spanish Snaffle Bit

8.1.3. The horse must have free use of its head - no head check, running reins, standing or running martingales may be used. Hackamores and bosals are not permitted. **Tongue Ties and Rearing Bits are not permitted.**



Head Check



Running Reins




Tongue Tie



Running Martingale



Hackamore



Rearing Bit



Bosal Hackamore



Mechanical Hackamore

8.1.4. Cavesson nosebands may be used.



Cavesson

- 8.1.5. Australian style stock saddles and fender saddles are permitted (stirrups and leathers optional style). Western saddles or saddles with a horn are not permitted.



Australian Stock Saddle



Half Breed Fender



Swinging Fender Saddle



Western Saddle

- 8.1.6. Stockman's breastplate (optional).



- 8.1.7. Square cut saddlecloth (ASH preferred).

- 8.1.7.1. All saddlecloths sold by the Society are accepted in competition.



8.1.8. Spurs (optional)



8.2. ATTIRE

- 8.2.1. Australian style felt hat or equestrian helmet approved by the current Australian Standards Association or international equivalent. Competitors under 18 years – refer to regulations on protective headgear.
- 8.2.2. A light to medium coloured shirt – plain, striped or checked pattern is acceptable, preferably a shirt from the Society’s merchandise range with the Society logo. A flamboyant, bright or colourful shirt is not recommended for ASH competitions.
- 8.2.3. An ASH tie from the Society’s merchandise range with a Society’s brand is preferred A plain coloured or striped tie may be used. A flamboyant, bright or colourful tie is not recommended for ASH competitions.
- 8.2.4. Plain coloured or tweed hacking jacket (not leather or suede) or ASH v-neck jumper or vest.
- 8.2.5. Plain coloured, stockman cut trousers, jodhpurs or jeans are permitted. Flamboyant, bright, colourful and patterned materials, or heavily faded, tattered or frayed materials are not recommended.
- 8.2.6. Elastic sided riding boots or high top/top boots worn inside trousers. Safe riding boots (as per Code of Practice for the Horse Industry –2003, Revised October 2009) must be worn at all times.
- 8.2.7. A riding coat may be removed in hot weather.



9. ENGLISH STYLE

9.1. TACK

- 9.1.1. English style hack or dressage saddle.



9.1.2. English style saddlecloth (numnah) or square cut saddlecloth (ASH preferred).



9.1.3. English style double rein bridle with pelham or bit and bridoon or single rein bridle with snaffle bit.



Bit and bridoon




Snaffle bit and cavesson noseband



Pelham Bit

9.1.4. Cavesson nosebands may be used. Dropped nosebands are not permitted.



9.1.5. English style spurs and hacking cane (optional).



English Spurs



Hacking Cane

9.2. ATTIRE

- 9.2.1. Velvet covered English style hat, bowler hat or equestrian helmet approved by the current Australian Standards Association or international equivalent. Competitors under 18 years – refer to regulations on protective headgear.
- 9.2.2. A light to medium coloured shirt – plain, striped or checked pattern is acceptable, preferably a shirt from the Society’s merchandise range with the Society logo. A flamboyant, bright or colourful shirt is not recommended for ASH competitions.
- 9.2.3. An ASH tie from the Society’s merchandise range with a Society’s brand is preferred. A plain coloured or striped tie may be used. A flamboyant, bright or colourful tie is not recommended for ASH competitions.
- 9.2.4. Plain coloured or tweed hacking jacket (not leather or suede).
- 9.2.5. Waistcoat and gloves (optional).
- 9.2.6. Fawn or plain, light coloured jodhpurs.
- 9.2.7. Elastic sided short riding boots or top boots. Safe riding boots (as per Code of Practice for the Horse Industry –2003, Revised October 2009) must be worn at all times.
- 9.2.8. English style spurs.



The Australian Stock Horse Society Limited
EVENTS RULES & REGULATIONS
Led, Hack, Working, Time Trial, Show Hunter and
Working Hunter Events
Section 4

CONTENTS

| | |
|---|-----------|
| LED ASH CLASSES | 2 |
| 1. LED CLASSES | 2 |
| 2. TYPES OF CLASSES | 2 |
| 3. COMPETITION STYLES | 2 |
| 4. NOTES FOR COMPETITORS | 3 |
| 5. JUDGING PROCEDURE..... | 3 |
| ASH HACK CLASSES | 4 |
| 6. HACK CLASSES | 4 |
| 7. TYPES OF CLASSES | 4 |
| 8. COMPETITION STATUS..... | 5 |
| 9. COMPETITION STANDARDS..... | 5 |
| 10. OTHER COMPETITION STYLES | 5 |
| 11. JUDGING PROCEDURE | 6 |
| WORKING ASH CLASSES | 7 |
| 12. WORKING CLASSES | 7 |
| 13. TYPES OF CLASSES | 7 |
| 14. COMPETITION STATUS | 7 |
| 15. COMPETITION STANDARDS | 8 |
| 16. OTHER COMPETITION STYLES | 8 |
| 17. JUDGING PROCEDURE | 9 |
| TIME TRIAL EVENTS | 10 |
| 18. TIME TRIALS | 10 |
| 19. TYPES OF CLASSES | 10 |
| 20. JUDGING PROCEDURE | 10 |
| 21. TACK AND ATTIRE FOR TIME TRIAL EVENTS | 11 |
| SHOW HUNTER ASH CLASSES | 11 |
| 22. SHOW HUNTER CLASSES | 11 |
| 23. TYPES OF CLASSES | 11 |
| 24. NOTES FOR COMPETITORS..... | 11 |
| 25. JUDGING PROCEDURE | 12 |
| WORKING HUNTER ASH CLASSES | 12 |
| 26. WORKING HUNTER CLASSES | 12 |
| 27. TYPES OF CLASSES | 12 |
| 28. NOTES FOR COMPETITORS | 13 |
| 29. JUDGING PROCEDURE | 13 |

This Handbook contains the Rules and Regulations for Australian Stock Horse Events and Competitions for THE AUSTRALIAN STOCK HORSE SOCIETY LIMITED, as approved by the Board of Directors, and is effective from 11th March 2020.

Please note that from 11th March 2020, all prior regulations will be superseded and are null and void. The Board shall determine any question not provided for by these regulations. Alterations to the regulations by addition, deletion or amendment will be effected by resolution of the Board.

NOTICE

Branches and Management Councils may only conduct the events listed in this Handbook. The Board of Directors must approve any other event being considered by a Branch or Management Council prior to advertising the said event. The Society's Public Liability Insurance Cover will not cover Branches and Management Councils that act outside Approved Events or run events in conjunction with other committees or organisations.

LED ASH CLASSES

1. LED CLASSES

- 1.1. Horses in Led ASH classes are assessed on their type, conformation, temperament, movement/balance, soundness and presentation (the Standards of Excellence). The horse should show the qualities and type that define the breed. The horse's body should be balanced in accordance with the size of the horse and it should possess a calm temperament and good nature.
- 1.2. The objectives of Led ASH classes are to provide opportunities for members who currently own or breed Australian Stock Horses, to compare their horse's conformation, temperament and movement. The aim of Led ASH classes is to promote good conformation, movement and temperament, as well as good horsemanship and showmanship skills.

2. TYPES OF CLASSES

- 2.1. Committees should set classes to suit the majority of Branch members. A suggested break-up of classes is as follows:
 - 2.1.1. AGE Yearling, 2 yrs old, 3 yrs old, 4 yrs old, 5 yrs and Over.
 - 2.1.2. SEX Filly, Colt, Mare, Stallion, Gelding.
 - 2.1.3. HEIGHT 15hh and Under, Over 15hh.

3. COMPETITION STYLES

- 3.1. Group Led classes are additional classes if entries justify them. Horses shown in group classes must be registered ASH and eligible to be shown. At the Committee's discretion and stipulated on the programme, group entries may consist of two or three horses. These group classes are as follows:
 - 3.1.1. SIRE'S GROUP – Horses of any age/sex, all by the same sire, presented as one entry. The sire must be registered with the ASHS, even though not shown. The entry must be made in the name of the sire and the results will be recorded to the relevant sire. The same member need not own all horses shown.
 - 3.1.2. DAM'S GROUP - Horses of any age/sex, out of the same dam, presented as one entry. The dam must be registered with the ASHS, even though not shown. The entry must be made in the name of the dam and the results will be recorded to the relevant dam. The same member need not own all horses shown.
 - 3.1.3. BREEDER'S GROUP - Horses of any age/sex, all bred by the one member, presented as one entry. The breeder must be a financial member of the Society. The entry must be made in the name of the breeder and the results will be recorded to the relevant breeder. The same member need not own all horses shown.
 - 3.1.4. OWNER'S GROUP - Horses of any age/sex, currently owned by the one member, presented as one entry. The owner must be a financial member of the Society. The entry must be made in the name of the owner and the results will be recorded to the relevant owner.

4. NOTES FOR COMPETITORS

- 4.1. For the young, or not so young, showing offers a challenge. Led classes can begin at your local Branch show and as your skills increase you can progress and perhaps one day compete with the best at a Royal Show or the National Show.
- 4.2. Presentation plays a major role in Led classes and first impressions are important. Take the time to present yourself and your horse in a clean and tidy condition. It takes a great deal of time, effort and dedication to be successful. It is a good idea to watch the professionals and take notice how they and their horses are turned out.
- 4.3. Quality food and proper exercise are the first steps to ensuring that your horse looks his best. Rugging, grooming and stabling are also important factors when preparing your horse for Led classes.
- 4.4. When competing, stand your horse squarely on all four feet and keep the horse posed at all times.
- 4.5. Stay calm, confident and collected and remain attentive whilst keeping an eye on the Judge and the other horses in the event. At all times be courteous to the Judge and other competitors.
- 4.6. Be very critical of conformation in prospective show horses and choose the horse carefully. A badly conformed horse will appear ugly to a knowledgeable Judge and the show venture will be unsuccessful before it starts.
- 4.7. Led whips - show whips are permitted being no longer than 1m in length

5. JUDGING PROCEDURE

- 5.1. Judging begins when the horses are led into the ring. As the horses are being led into the ring the Judge stands back far enough to get an overall view of the horses entering. This allows an immediate assessment of the horses to be judged.
- 5.2. The horses should be worked around the ring as directed by the Judge. Competitors should avoid bunching in a group, so the Judge can see all the horses competing. A large class should be led on the circle for the Judge to select horses for an individual workout.
- 5.3. When the Judge has called competitors into the ring, they should form an orderly line from the right, leaving sufficient space between each horse so that the Judge can walk freely between the horses. No competitor should talk while waiting in the ring.
- 5.4. Horses are inspected closely for soundness and overall conformation. The front and back legs should be observed while the horses are lined up.
- 5.5. The next step is to have each horse walk and trot to the Judge's instructions.
- 5.6. The Judge should then observe the action and behaviour of the horse.
- 5.7. Upon completion of all workouts the Judge will place the horses in order of merit.
- 5.8. Patterns may be adapted at the discretion of the Judge according to local conditions.
- 5.9. Patterns must be judged in their entirety for a single score OR each transition and movement scored individually for a total score, except in exceptional circumstances.
- 5.10. Type, Presentation and Overall Impression to be the first point of consideration on ALL patterns when scoring
- 5.11. NOTES FOR JUDGES
 - 5.11.1. A Judge must know all the external points of a horse and have a good understanding of the characteristics that define the ASH breed.
 - 5.11.2. A Judge must know how a horse with excellent conformation should look and develop a mental image of the ideal ASH. The ability to judge will improve if you can compare the horse you see with the ideal image you have fixed in your mind.
 - 5.11.3. The Judge should be able to recognise any conformation faults of a horse, including straightness of legs, length of bones, angles of joints, desired muscling, length of neck and back and overall balance.

- 5.11.4. Allowances should be made for minor blemishes due to previous injuries.
- 5.11.5. Horses showing conformation faults in Led ASH classes should score lower in the Judge's mental assessment, i.e., splay-footed, knock-kneed, narrow front, base wide, bow-kneed, calf kneed, cow hocked, pastern too straight, straight shoulder, ringbone, and the like.
- 5.11.6. The horse's movement should be rhythmical while moving in a straight line. Horses showing movement faults should score lower in the Judge's assessment, i.e., brushes legs, paddles, stringhalt, short stride, stiff action, and the like.
- 5.11.7. The Judge may ask a competitor to leave the ring if their horse becomes unruly at any stage or is dangerous to other competitors. The horse should not buck, bite, kick or refuse to comply.
- 5.11.8. The horse should be relaxed and not show signs of nervousness. Young horses may show some signs of tension when taken to initial outings – anxiety, jumpy, pawing, whinnying, etc.
- 5.12. Judging procedure for supreme events or events with two or more Judges:
 - 5.12.1. Where two or more Judges combine to Judge a singular event (i.e. Supreme), a point scoring system will be used. The number of horses in the event will determine the number of points allocated. (i.e., horse awarded third place receives 3 points.) The Judge's scores are then added up and the horse with the lowest score is deemed the winner of the event. In the event of a tie each Judge gives each horse a score out of 100. All scores are then added and the horse with the highest score is deemed the winner of the event.

ASH HACK CLASSES

6. HACK CLASSES

- 6.1. Hack classes are for ridden horses. A hack must have abundant presence and quality and be well schooled. It is the horse, not the rider, that is judged in Hack classes and it is assessed on behaviour, conformation, movement and responsiveness to the rider.
- 6.2. The Judge looks for a calm, supple and obedient horse that moves freely forward in all paces. Hacks should be fluent and flowing in their movement.
- 6.3. In Hack classes, the Judge will be looking for a horse which is forward-moving, balanced and rhythmic in all its paces. It must be well-conformed and present an overall picture of balance and quality.

7. TYPES OF CLASSES

- 7.1. Committees should set classes to suit the majority of Branch members. A suggested break-up of classes is as follows:
 - 7.1.1. AGE Under 4 yrs, 4 yrs old, 5 yrs and over.
 - 7.1.2. SEX Filly, Colt, Mare, Stallion, Gelding.
 - 7.1.3. HEIGHT 15hh and Under, Over 15hh.
 - 7.1.4. RIDER Juniors, Ladies, Gents, Masters (over 40), Veterans (over 70).
 - 7.1.5. **MAIDEN or ENCOURAGEMENT RIDER - Is a rider who has never won first place in the same type of event (except youth or consolation classes), at any show, open gymkhana, or similar event before the event being judged.**
 - 7.1.5.1. **The horse's status is not considered when determining the eligibility of the rider to compete in a Maiden or Encouragement Rider class or event.**

ASHS – EVENTS RULES & REGULATIONS

7.1.6. **ENCOURAGEMENT RIDER** Classes are restricted to riders 18 years and over.

7.2. Stallions and colts are not allowed in hack classes apart from those specifically for stallions and colts.

8. COMPETITION STATUS

8.1. Competition status for Hack classes is as follows:

8.1.1. MAIDEN HACK - A horse that has not won a hack class at any show, open gymkhana or similar event, except wins in youth, consolation or restricted age classes (see below).

8.1.2. NOVICE HACK – A horse remains a Novice until it has won a Novice or an Open Hack class at any show, open gymkhana or similar event, except wins in age restricted, Youth and ASHLA Classes.

8.1.2.1. Any horse that wins an Open Championship or Supreme regardless of age will no longer be a Novice Horse.

8.1.2.2. Any horse that wins a Supreme Ridden Class irrespective of age will break its Novice Status for both Hack and Working regardless of qualifying event.

8.1.3. OPEN HACK - A horse that has won one novice class or an open hack class. An open hack class has no restriction on the maximum age of horses eligible to compete, but may be restricted to an individual sex or height, i.e., Hack - Mare 4 yrs and Over, 15hh and under. Maiden and Novice horses may compete in Open classes at the discretion of the Organising Committee.

8.2. A horse will not change its competition status in hack classes by winning a hack section in a futurity, maturity or challenge or an event restricted to entries from the local area or district.

9. COMPETITION STANDARDS

9.1. Competition standards for Hack classes are as follows:

9.1.1. A Maiden Hack will be required to walk, trot and canter. At this level, the change of lead should be done at the trot and the transitions through the paces are progressive, i.e., walk, trot, canter or canter, trot, walk.

9.1.2. A Novice Hack should be more collected and balanced than a maiden horse and the transition of paces may be required from walk to canter. Other requirements may be a hand gallop or walk on a loose rein. A novice horse must be able to perform smooth transitions.

9.1.3. An Open Hack should be able to perform all the movements described for the Novice hack. The Judge may also ask the horse to perform lengthening of stride, flying changes, serpentine and perhaps a back-up.

9.2. Hack whips - show whips are permitted being no longer than 1m in length.

10. OTHER COMPETITION STYLES

10.1. Other competition styles for hack classes are as follows:

10.1.1. Pleasure Hack or Pleasure Horse - The horse must be ridden in a plain bridle with a snaffle bit. The rider must not wear spurs or carry a whip. On the ring it is optional that the reins are held in one hand only, however the individual workout must be ridden one handed. Emphasis should be placed on temperament, obedience, conformation and comfortable riding qualities. The winner of a Pleasure Hack or Pleasure Horse class is not eligible to compete in championship classes.

10.1.2. Educated Hack - The horse may be ridden in a double rein bridle. The horse should have mastered all the paces and be responsive to the rider's commands. Change

of transitions should be smooth and the horse should be balanced and rhythmic in all paces.

- 10.1.3. Station Hack or Station Horse - The horse and rider must only be presented in Australian Stock Horse tack and attire. The horse should have an excellent temperament and be able to complete the activities in a relaxed manner.
- 10.1.4. Ladies Hack - A horse ridden by a lady, 18 years and over.
- 10.1.5. Gents Hack - A horse ridden by a gentleman, 18 years and over.
- 10.1.6. Youth Hack - A horse ridden by a person under 18 years of age.
- 10.1.7. Consolation Hack – A horse that has not won a prize on the day of the show. The winner of a Consolation Hack class is not eligible to compete in championship classes.

11. JUDGING PROCEDURE

- 11.1. The horses should be worked around the ring as directed by the Judge. Competitors should avoid bunching in a group, so the Judge can see all the horses competing. Competitors must be alert and be listening for orders from the Judge.
- 11.2. A large class should be worked on a circle, at a walk, trot and canter for the Judge to select about eight horses for an individual workout.
- 11.3. When the Judge has called competitors into the ring, they should form an orderly line from the right leaving sufficient space between each horse so that the Judge can walk freely between the horses. If there is a long wait, horses may be allowed to relax, but not the rider. No competitor should talk while waiting in the ring.
- 11.4. The Judge should inform the competitors of the required workout which should consist of walking, trotting and cantering. Depending on the level of competition, class or age of the horse, the Judge may choose a workout which consists of the above paces or includes more difficult movements, i.e., extended paces, hand gallop, flying or simple change of lead, back-up, side pass, etc.
- 11.5. Competitors should at all times be courteous to the Judge, Steward and other competitors, and must never forget to offer their congratulations to all prize winners. Whether a prize is gained or not, competitors must stay in line until requested to leave the ring by the Steward. Remember, the judging is not finished until the ribbons are awarded. The competitors should not leave the ring until directed by the Judge or Steward.
- 11.6. Patterns may be adapted at the discretion of the Judge according to local conditions.
- 11.7. Patterns must be Judged with each transition and movement scored separately for a total score except in exceptional circumstances.
- 11.8. Basic requirements:
 - 11.8.1. The Judge should be looking for a calm, supple and obedient horse, which moves freely forward in all paces. Hacking should not be a struggle between horse and rider combinations but a fluent and flowing demonstration of the horse's basic training.
 - 11.8.2. The Judge should have basic knowledge of movements required by hacks.
 - 11.8.3. The Judge should know good and bad conformation points.
- 11.9. Type, presentation and overall impression to be the first point of consideration on ALL patterns when scoring
- 11.10. Recommended judging procedure:
 - 11.10.1. Horses to be paraded on the ring. It is recommended that no more than 12 horses at any one time be viewed for selection.
 - 11.10.2. It is recommended that prior to final selection all horses on the ring be viewed at walk, trot and canter on both reins to ensure that all finalists are deemed to have equal balance in both directions.

- 11.10.3. It is recommended that the number of horses selected from each go round befit the needs of the class size.
- 11.10.4. It is recommended that in the event of a multiple go rounds where by the number of finalists exceed by more than two the number of awards available that a second go round be conducted to reduce the final selections to receive an individual workout pattern by no more or less than two over the required number of horses to fill the placing's.
- 11.11. Judging procedure for supreme events or events with two or more Judges:
 - 11.11.1. Where two or more Judges combine to Judge a singular event (i.e. Supreme), a point scoring system will be used. The number of horses in the event will determine the number of points allocated. (i.e., horse awarded third place receives 3 points.) The Judge's scores are then added up and the horse with the lowest score is deemed the winner of the event. In the event of a tie each Judge gives each horse a score out of 100. All scores are then added and the horse with the highest score is deemed the winner of the event.
- 11.12 Equal Placings – In the event of a tie, the overall winner of the event is to be determined by a countback starting with Type, Presentation and Overall Impression, with the highest score leading to the highest placing.
 - 11.12.1 Should the scores still be equal then the next movement of the pattern should be used to determine the winner. If there is still an equal score the countback is to go to the next movement in the order listed on the pattern. If necessary the countback can continue through the movements in order until a winner is determined.

WORKING ASH CLASSES

12. WORKING CLASSES

- 12.1. Working classes are to show the ability of a horse to manoeuvre at all paces, with control and obedience. The horse should be light on its feet, well balanced and responsive, with no resistance to the bit, no anticipation or disobedience. All fast work asked for must be executed in a fast manner (subject to ground conditions).

13. TYPES OF CLASSES

- 13.1. Committees should set classes to suit the majority of Branch members. A suggested break-up of classes is as follows:
 - 13.1.1. AGE Under 4 yrs, 4 yrs old, 5 yrs and Over.
 - 13.1.2. SEX Filly, Colt, Mare, Stallion, Gelding.
 - 13.1.3. HEIGHT 15hh and Under, Over 15hh.
 - 13.1.4. RIDER Juniors, Ladies, Gents, Masters (over 40), Veterans (over 70).
 - 13.1.5. MAIDEN or ENCOURAGEMENT RIDER - Is a rider who has never won first place in the same type of event (except youth or consolation classes), at any show, open gymkhana, or similar event before the event being judged.
 - 13.1.5.1. The horse's status is not considered when determining the eligibility of the rider to compete in a Maiden or Encouragement Rider class or event.
 - 13.1.6. ENCOURAGEMENT RIDER Classes are restricted to riders 18 years and over.

14. COMPETITION STATUS

ASHS – EVENTS RULES & REGULATIONS

- 14.1. Competition status for Working classes is as follows:
- 14.1.1. MAIDEN CLASS - A horse that has not won a working class at any show, open gymkhana or similar event, except wins in youth or restricted age classes (see below).
 - 14.1.2. NOVICE CLASS – A horse remains a Novice until it has won a Novice or an Open Working class at any show, open gymkhana or similar event, except wins in age restricted, Youth or ASLA Classes. Maiden horses may compete in novice classes at the discretion of the Organising Committee.
 - 14.1.2.1. Any horse that wins an Open Championship or Supreme regardless of age will no longer be a Novice Horse
 - 14.1.3. OPEN CLASS - A horse that has won one novice class or an open working class. An open working class has no restriction on the maximum age of horses eligible to compete, but may be restricted to an individual sex or height, i.e., Working - Mare 4 yrs and Over, 15hh and Under. Maiden and Novice horses may compete in Open classes at the discretion of the Organising Committee.
- 14.2. A horse will not change its competition status in working classes by winning a working section in a futurity, maturity or challenge or an event restricted to entries from the local area or district.

15. COMPETITION STANDARDS

- 15.1. Competition standards for Working classes are as follows:
- 15.1.1. Maiden, 3 yrs old, Junior Rider - The horse should be able work on a light rein at a walk, trot and canter. The horse should be expected to canter a figure of eight with a simple change of lead and produce haunch turns.
 - 15.1.2. Novice, 4 yrs old, Juvenile Rider - The horse should be able to work collected or on a light rein. The horse should be expected to walk, trot, canter, hand gallop and back-up 3 - 5 strides. The horse should be able to produce a simple or flying change, stop and medium pace haunch turns.
 - 15.1.3. Open - The horse should be able to work collected, fast or on a light rein on small or large circles. The horse should walk, trot, canter and gallop. The horse must be able to produce flying changes, a fast stop, quality haunch turns and roll backs depending on the working pattern or Judge's directions. The horse could also be expected to back-up 4 - 8 strides or produce a 360° spin. The horse should quickly settle after fast work and continue in a relaxed and calm manner.
- 15.2. Working whips – show whips are NOT permitted. Stock whips may be carried as required.

16. OTHER COMPETITION STYLES

- 16.1. Other competition styles for Working classes are as follows:
- 16.1.1. Station Horse or Station Hack - The Judge should be looking for a horse that a station hand would use around a station. The horse should be able to work stock and allow the rider to carry a raincoat, open a gate and crack a stockwhip. The horse should have an athletic ability, an excellent temperament and be able to complete the activities in a relaxed and calm manner. The horse should be able to walk at a good pace on a light rein. The pattern could include: walk, trot, canter, gallop, lead changes, stop and back-up. If the following items are available they could be included in the working pattern: gate, raincoat, stockwhip. The judge may request part of the pattern to be ridden one handed.
 - 16.1.2. Utility Horse – This event is designed to exhibit the versatile qualities of the horse. The horse could be asked to complete a course, which may include: walk, trot and canter sections, side pass over an object, walk over a bridge, walk and trot over poles, jump a log, back through parallel poles or around a drum, from a canter – stop within a square and canter out of the square and the like. The horse should complete each obstacle in a confident, relaxed and calm manner, skilfully placing his feet whilst being responsive to the rider's commands.

- 16.1.3. Polocrosse Horse - The Judge should be looking for a horse suitable to play polocrosse. The horse should accept a racquet and ball, be able to show the ability required to challenge other horses and be able to follow the line of the ball. The horse should be very athletic and the horse's temperament should be settled whilst galloping, turning on haunches, checking or stopping. The horse should be presented in a manner suitable to play the game. Head checks are acceptable for this event.
- 16.1.4. Polo Horse - The Judge should be looking for a horse suitable to play polo. The horse should accept ball and mallet and be able to follow the line of the ball. The horse should be fast and able to push other horses for the line of the ball. The horse should be presented in a manner suitable to play the game. Head restraints used when playing the game are acceptable for this event.

17. JUDGING PROCEDURE

- 17.1. Judging procedure is to be a pattern set by the Committee or Judge on the day and can include elements encountered in that particular style of event.
- 17.2. The Judge should be looking for an easy flowing workout, not one where the rider has to rough handle the horse to make it perform. On completion of the workout the horse should be settled and return to the Judge in a calm manner.
- 17.3. Each horse should be judged on its individual workout.
- 17.4. NOTE: Judges can refer to recommended patterns included in the pattern book.
- 17.5. Patterns may be adapted at the discretion of the Judge according to local conditions.
- 17.6. Patterns must be Judged with each transition and movement scored separately for a total score except in exceptional circumstances.
- 17.7. Type, presentation and overall impression to be the first point of consideration on ALL patterns when scoring
- 17.8. Basic requirements:
 - 17.8.1. The characteristics of a good working horse are: good manners, the horse should be active and smooth and have his feet under him at all times - especially when stopping or turning on haunches, a soft mouth and respond to a light rein, maintain its head in a natural position and be able to work at a reasonable speed whilst under the control of the rider.
 - 17.8.2. The Judge's overall assessment of a horse would be reduced, depending on the degree in which the horse portrays the following: lameness, throwing or raising head, mouth open, pulling, breaking gaits, stumbling, bucking, anticipating cues, switching tail, cross-gaiting, refusing lead changes, and the like; or unnecessary aids given by the rider - spurring, jerking the reins, etc.
 - 17.8.3. A fall of horse or rider during the working pattern will result in disqualification.
 - 17.8.4. Failure to follow the pattern will result in a loss of points or disqualification, at the Judge's discretion.
 - 17.8.5. At the Judge's discretion, a horse deemed to be out of control should be disqualified.
- 17.9. Judging procedure for supreme events or events with two or more Judges:
 - 17.9.1. Where two or more Judges combine to Judge a singular event (i.e. Supreme), a point scoring system will be used. The number of horses in the event will determine the number of points allocated. (i.e. horse awarded third place receives 3 points.) The Judge's scores are then added up and the horse with the lowest score is deemed the winner of the event. In the event of a tie each Judge gives each horse a score out of 100. All scores are then added and the horse with the highest score is deemed the winner of the event.

- 17.10 The use of a stock whip is optional, at the Judge's discretion, due to Occupational Health and Safety concerns at any event
- 17.11 Equal Placings – In the event of a tie, the overall winner of the event is to be determined by a countback starting with Type, Presentation and Overall Impression, with the highest score leading to the highest placing.
- 17.11.1 Should the scores still be equal then the next movement of the pattern should be used to determine the winner. If there is still an equal score the countback is to go to the next movement in the order listed on the pattern. If necessary the countback can continue through the movements in order until a winner is determined.

TIME TRIAL EVENTS

18. TIME TRIALS

- 18.1. Time Trials are a test of the horse's ability and tractability. They were originally designed as a competition in times of cattle shortage. Today they are accepted as a test of a horse in another discipline, as part of a challenge event or as an event in its own right.
- 18.2. The objects that are encountered in time trials should reflect only those types of obstacles that may be encountered in the bush or country. Hessian walls, plastic tarps, the act of backing through rails and so on, are not obstacles normally encountered. While they may reflect the horse's training to accept unusual elements, they do not necessarily test a horse's ability to perform difficult manoeuvres at fast pace – which is what the time trial is all about.
- 18.3. The modern time trial is designed with walk and trot sections and there are penalties for each broken stride. These sections ensure that the horse has a cool frame of mind.

19. TYPES OF CLASSES

- 19.1. Committees should set classes to suit the majority of Branch members. A suggested break-up of classes is as follows:
- 19.1.1. AGE Under 4 yrs, 4 yrs old, 5 yrs and Over.
- 19.1.2. SEX Mare, Stallion, Gelding.
- 19.1.3. RIDER Juniors, Ladies, Gents, Masters (over 40), Veterans (over 70).

20. JUDGING PROCEDURE

- 20.1. Each horse is timed. There are at least two official timers - an official timer and a check timer. These timers to remain the same throughout the event, except in the case of sickness or injury.
- 20.2. Each horse may have only one start in the event. A flying start is permitted in some patterns.
- 20.3. Depending on the pattern, penalties or disqualification may result from a break of pace, a knocked down peg, knocking over an obstacle, etc. A broken peg will be deemed knocked down.
- 20.4. Disqualification will result from taking an obstacle in the wrong direction or not following the prescribed pattern.
- 20.5. The Judge will record a time and assess the competitor's completion of the course for penalties. The time in seconds, plus penalties will become the score. The lowest score will be determined as the winner.

21. TACK AND ATTIRE FOR TIME TRIAL EVENTS

- 21.1. The competitor's attire must be neat and presentable at all times. Competitors must be mounted for presentations.
- 21.2. The standard for the rider's attire is as follows:
 - 21.2.1. Australian style felt hat or an equestrian helmet approved by the current Australian Standards Association or international equivalent. Competitors under 18 years - refer to regulations on protective headgear. No sports caps.
 - 21.2.2. Collared shirt with sleeves or polo shirt with sleeves.
 - 21.2.3. Stockman cut trousers, jodhpurs or jeans.
 - 21.2.4. Elastic sided short riding boots, boots worn inside trousers or top boots.
 - 21.2.5. In extreme weather conditions, a suitable jacket.
- 21.3. Competitor's standard for tack is as follows:
 - 21.3.1. Australian type of bridle with an approved plain snaffle bit with single leather or webbed reins is permitted. Cavesson and nosebands are permitted. Bosals and hackamores are not permitted.
 - 21.3.2. Stock saddles, fender saddles or English saddles are permitted. Western saddles or saddles with a horn are not permitted.
 - 21.3.3. Breastplates are recommended.
 - 21.3.4. Head checks or running reins with stoppers are NOT permitted.
 - 21.3.5. Spurs are permitted.

The Judge has the right to call on any competitor to inspect their attire and tack and if illegal, the competitor is compelled to remove or change the offending article before competing.

SHOW HUNTER ASH CLASSES

22. SHOW HUNTER CLASSES

- 22.1. Horses in Show Hunter ASH classes are assessed on their ability to provide a smooth, even ride whilst possessing a reliable temperament. The horse should show substance, bone and movement that is sound in wind and limb. The horse should demonstrate a suitability to carry a rider across country over a variety of terrain and obstacles.

23. TYPES OF CLASSES

- 23.1. Committees should set classes to suit the majority of Branch members. A suggested break-up of classes is as follows:
 - 23.1.1. AGE Under 4 yrs, 4 yrs & Over.
 - 23.1.2. SEX Filly, Colt, Mare, Stallion, Gelding.
 - 23.1.3. HEIGHT 15hh and Under, Over 15hh.

24. NOTES FOR COMPETITORS

- 24.1. Show Hunter horses should be quality animals showing all the characteristics of an Australian Stock Horse but with more substance. Generally the horse should demonstrate a suitability to carry a rider across country.
- 24.2. The workout should always include a gallop and a change of rein during the canter. A flat and stilted action is unacceptable. Manners are extremely important and small misdemeanours which may be overlooked in the Show Pony should be penalised in a Show Hunter horse.

- 24.3. The Show Hunter must cover the ground in all paces, with a well balanced gallop moving from the shoulders, with the hind legs well under. A small amount of knee action is acceptable.
- 24.4. Saddlery should be clean and neat and well fitting but may be more workmanlike than normal for a Led ASH class. Browbands should be plain. A suitable snaffle or double bridle is optional.
- 24.5. Riders should preferably wear tweed jackets. Dummy spurs are permissible. Whips are not to exceed 75cm in length.

25. JUDGING PROCEDURE

- 25.1. The horses should be worked around the ring as directed by the Judge. Competitors should avoid bunching in a group, so the Judge can see all the horses competing. Competitors must be alert and be listening for orders from the Judge.
- 25.2. A large class should be worked on a circle, at a walk, trot and canter for the Judge to select about eight horses for an individual workout.
- 25.3. When the Judge has called competitors into the ring, they should form an orderly line from the right leaving sufficient space between each horse so that the Judge can walk freely between the horses. If there is a long wait, horses may be allowed to relax, but not the rider. No competitor should talk while waiting in the ring.
- 25.4. The Judge should inform the competitors of the required workout which should consist of walking, trotting, cantering and change of leads at canter. Depending on the level of competition, class or age of the horse, the Judge may choose a workout.
- 25.5. Competitors should at all times be courteous to the Judge, Steward and other competitors, and must never forget to offer their congratulations to all prize winners. Whether a prize is gained or not, competitors must stay in line until requested to leave the ring by the Steward. Remember, the judging is not finished until the ribbons are awarded. The competitors should not leave the ring until directed by the Judge or Steward.
- 25.6. Basic requirements:
 - 25.6.1. The Judge should be looking for a smooth, even ride whilst possessing a reliable temperament. The horse should show substance, bone and movement that is sound in wind and limb. The horse should demonstrate a suitability to carry a rider across country over a variety of terrain and obstacles.
 - 25.6.2. The Judge should have basic knowledge of movements required by hacks. The Judge should know good and bad conformation points.

WORKING HUNTER ASH CLASSES

26. WORKING HUNTER CLASSES

- 26.1. Horses in Working Hunter ASH classes are assessed in two phases – first an obstacle course, second on conformation, action and ride. The type generally required is much the same as the Show Hunter but may exhibit slightly less quality with more substance. The horse must exhibit an ability to jump and be fit enough to go a distance. Over fat horses should be penalised.

27. TYPES OF CLASSES

- 27.1. Committees should set classes to suit the majority of Branch members. A suggested break-up of classes is as follows:
 - 27.1.1. AGE 4 yrs, 5 yrs & Over.
 - 27.1.2. SEX Filly, Colt, Mare, Stallion, Gelding.
 - 27.1.3. HEIGHT 15hh and Under, Over 15hh.

ASHS – EVENTS RULES & REGULATIONS

*Led, Hack, Working, Time Trial, Show Hunter and Working Hunter Events
Section 4 V4.4 – Page 12*

28. NOTES FOR COMPETITORS

28.1. The First Judging Phase:

- 28.1.1. Jumping is always judged first and there are 50 marks for jumping and 10 for style and manners while jumping. Knocking down a fence incurs 10 penalties; the first refusal costs 15 penalties; the second 20 and the third disqualification. A complete turn in front of the fence counts as a refusal. A fall of horse or rider incurs elimination. In this phase judges expect the horse to jump the course fluently and smoothly, neither going right into the bottom of the fences, nor standing too far off. As manners are taken into account, pulling, jibbing or a disobedience of any kind will be penalised.
- 28.1.2. All horses which have jumped a clear round or had only 10 faults plus whatever others the judges chooses to include apart from those eliminated in the first phase. Competitors are not permitted to change saddlery between the first and second phases. It is not necessary to use a jumping saddle. A running martingale can be used.
- 28.1.3. Height of fences should not exceed 914mm (3'0").
- 28.1.4. Protective leg boots only may be used for Phase 1 of the class.

28.2. The Second Judging Phase:

- 28.2.1. Is judged as a Show Hunter class but with definite points allotted. Conformation and freedom of action carry a maximum of 30 marks and manners 10 marks. No change of saddlery is allowed between phases of the class.
- 28.2.2. Whips and spurs are not acceptable tack.

29. JUDGING PROCEDURE

- 29.1. All horses must complete the first phase of the competition.
- 29.2. Competitors must be alert and listening for orders from the judge.
- 29.3. When the Judge has called competitors into the ring, they should form an orderly line from the right leaving sufficient space between each horse so that the Judge can walk freely between the horses. If there is a long wait, horses may be allowed to relax, but not the rider. No competitor should talk while waiting in the ring.
- 29.4. The Judge should inform the competitors of the required workout, which should consist of walking, trotting, cantering and gallop and change of lead at a canter. Depending on the level of competition, class or age of the horse, the Judge may choose a workout.
- 29.5. Competitors should at all times be courteous to the Judge, Steward and other competitors, and must never forget to offer their congratulations to all prize winners. Whether a prize is gained or not, competitors must stay in line until requested to leave the ring by the Steward. Remember, the judging is not finished until the ribbons are awarded. The competitors should not leave the ring until directed by the Judge or Steward.
- 29.6. Basic requirements:
 - 29.6.1. The Judge should have basic knowledge of movements required by hacks. The Judge should know good and bad conformation points.

29.7. Marking:

29.7.1.

Phase 1:

Jumping – 50. Style and manner while jumping – 10.

Phase 2:

Conformation, freedom of action and type – 30. Manners – 10.

Penalties:

Jumping knockdown – 10 faults. First refusal 15 faults. Second refusal 20 faults. Third refusal – elimination. Fall of horse or rider in either phase – elimination.

29.8. Workouts:

29.8.1.

The course must consist of a minimum of two fences, jumped twice one of which must be a spread fence. A change of direction must be included.

29.8.2.

The standard workouts should be used for all classes.

The Australian Stock Horse Society Limited

EVENTS RULES & REGULATIONS

Futurity, Maturity and Challenges

Section 5

CONTENTS

| | |
|---|----------|
| FUTURITY | 2 |
| 1. GENERAL FUTURITIES | 2 |
| 2. NATIONAL SNAFFLE BIT FUTURITY | 2 |
| 3. NATIONAL FUTURITY | 3 |
| 4. COMPETITIVE STATUS | 3 |
| MATURITY | 4 |
| 5. GENERAL MATURITIES | 4 |
| 6. NATIONAL MATURITY | 4 |
| 7. COMPETITIVE STATUS | 5 |
| CHALLENGE | 5 |
| 8. AUSTRALIAN STOCK HORSE CHALLENGE | 5 |
| 9. NATIONAL OPEN CHALLENGE | 6 |
| 10. COMPETITIVE STATUS..... | 7 |

This Handbook contains the Rules and Regulations for Australian Stock Horse Events and Competitions for THE AUSTRALIAN STOCK HORSE SOCIETY LIMITED, as approved by the Board of Directors, and is effective from 11th March 2020.

Please note that from 11th March 2020, all prior regulations will be superseded and are null and void. The Board shall determine any question not provided for by these regulations. Alterations to the regulations by addition, deletion or amendment will be effected by resolution of the Board.

NOTICE

Branches and Management Councils may only conduct the events listed in this Handbook. The Board of Directors must approve any other event being considered by a Branch or Management Council prior to advertising the said event. The Society's Public Liability Insurance Cover will not cover Branches and Management Councils that act outside Approved Events or run events in conjunction with other committees or organisations.

FUTURITY

1. GENERAL FUTURITIES

- 1.1. Branches and Management Councils may conduct Futurities for young horses. To be eligible for any Futurity conducted by the Society, the horse must be registered and owned by a Financial Member of the Society. The committee conducting the event will be responsible for selecting:
 - 1.1.1. Series of payments
 - 1.1.2. Nomination fees and due dates
 - 1.1.3. Age of eligible horses
 - 1.1.4. Judges
 - 1.1.5. Patterns

2. NATIONAL SNAFFLE BIT FUTURITY

- 2.1. The National Snaffle Bit Futurity is a contest held over three sections. It has been designed to showcase the ability and temperament of the Society's two year old horses. The three sections consist of Led, Ridden, and Utility. Horses are allocated a score in each section and these scores result in an overall score for the event. Horses must record a score in each section to be eligible for an overall score.
- 2.2. The event is only available for two year old Registered Australian Stock Horses owned by Financial Members of The Australian Stock Horse Society. All sections of the National Snaffle Bit Futurity are judged by one Judge per section. The Led, Ridden and Utility scores are added together to give an overall score.
 - 2.2.1. Horses in the **Led Section** are assessed on their type, conformation, temperament, movement/balance, soundness and presentation (the Standards of Excellence). The horse should show the qualities and type which define the breed. The horse's body should be balanced in accordance with its size and the horse should possess a calm temperament and good nature.
 - 2.2.2. During the **Ridden Section** the horse should be calm, supple, obedient and move freely. The workout should demonstrate the horse's basic training in a fluent and flowing motion. The horse should be relaxed and give a comfortable ride.
 - 2.2.3. The **Utility Section** tests the versatile qualities of the horse. The horse should complete each obstacle in a confident, relaxed and calm manner, skilfully placing their feet whilst being responsive to the rider's commands. The workout could consist of walk, trot and canter sections, side pass over an object, walk over a bridge, walk and trot over poles, jump a log, back through parallel poles or around a drum, from a canter – stop within a square and canter out of the square and the like.
- 2.3. The rider and/or handler must be a Financial Full, Youth or Participant Member of the Society. All sections must be completed with one rider/handler.
- 2.4. Each section must be completed in accordance with the selected pattern. In the event that a horse or rider falls or loses control in any section, the horse would be disqualified in that section and will not receive an overall score.
- 2.5. To be eligible for any awards each section must have been attempted, withdrawal will be at the discretion of the Committee.
- 2.6. Ridden and Utility patterns for the National Snaffle Bit Futurity are advised in the Show Schedule.
- 2.7. There are no prerequisites for nomination of a horse for the National Snaffle Bit Futurity, other than the horse must be eligible and two years of age. Nominations are taken along with nominations for other classes in the National Show programme.

3. NATIONAL FUTURITY

- 3.1. The National Futurity is a contest held over four sections. It has been designed to showcase the ability and temperament of the Society's three year old horses. The four sections consist of Led, Hack, Working and Time Trial. Horses are allocated a score in each section and these scores result in an overall score for the event. Horses must record a score in each section to be eligible for an overall score.
- 3.2. The event is only available for three year old Registered Australian Stock Horses owned by Financial Members of The Australian Stock Horse Society. The Led, Hack and Working sections of the National Futurity are judged by two Judges and scores for each section averaged. A time is recorded in the Time Trial and assessed for penalties by one Judge. The time in seconds, plus penalties, becomes the score for this section. The Led, Hack and Working scores are added together and the Time Trial score is deducted to give an overall score.
 - 3.2.1. Horses in the **Led Section** are assessed on their type, conformation, temperament, movement/balance, soundness and presentation (the Standards of Excellence). The horse should show the qualities and type which define the breed. The horse's body should be balanced in accordance with its size and the horse should possess a calm temperament and good nature.
 - 3.2.2. During the **Hack Section** the horse should be calm, supple, obedient and move freely. The workout should demonstrate the horse's basic training in a fluent and flowing motion. The horse should be relaxed and give a comfortable ride.
 - 3.2.3. The **Working Section** tests the horse's ability to manoeuvre well whilst engaging its hindquarters during haunch turns and stops. The horse should be relaxed and settled during the workout, be light on its feet, well balanced and responsive to the rider's commands, with little or no resistance to the bit.
 - 3.2.4. The course for the **Time Trial Section** may include jumping small obstacles, opening a gate, and the like. Although this is a timed event, some sections of the course may stipulate the horse's pace. Penalties may be given for break of pace, knocking over obstacles, etc.
- 3.3. The rider and/or handler must be a Financial Full, Youth or Participant Member of the Society. All sections must be completed with one rider/handler.
- 3.4. Each section must be completed in accordance with the selected pattern. In the event that a horse or rider falls or loses control in any section, the horse would be disqualified in that section and will not receive an overall score.
- 3.5. To be eligible for any awards each section must have been attempted, withdrawal will be at the discretion of the Committee.
- 3.6. Hack, Working and Time Trial patterns for the National Futurity are advised in the Show Schedule.
- 3.7. The National Futurity payment and entry is completed at the same time as other National Show Entries in the year that the horse is eligible.
- 3.8. Method of payment and entry to be determined by the National Show Committee.
- 3.9. The horse's age is determined by 1st August.

4. COMPETITIVE STATUS

- 4.1. Any horse winning a section of a Futurity does not change its competitive status for that event, ie, Working, Hack, etc.

MATURITY

5. GENERAL MATURITIES

- 5.1. Branches and Management Councils may conduct Maturities for horses developing in education. To be eligible for any Maturity conducted by the Society, the horse must be Registered and owned by a Financial Member of the Society. The committee conducting the event will be responsible for selecting:
 - 5.1.1. Series of payments
 - 5.1.2. Nomination fees and due dates
 - 5.1.3. Age of eligible horses
 - 5.1.4. Judges
 - 5.1.5. Patterns

6. NATIONAL MATURITY

- 6.1. The National Maturity is a contest held over five sections. The rider and/or handler must be a Financial Full, Youth or Participant Member of the Society. All sections must be completed with one rider/handler. It has been designed to showcase the ability and temperament of the Society's four year old horses. The five sections consist of Led, Hack, Working, Time Trial and Cattle sections. Horses are allocated a score in each section and these scores result in an overall score for the event. Horses must record a score in each section to be eligible for an overall score.
- 6.2. The event is only available to four year old Registered Australian Stock Horses owned by Financial Members of The Australian Stock Horse Society. All sections of the National Maturity are judged by one Judge per section. A time is recorded in the Time Trial and assessed for penalties by one Judge. The time in seconds, plus penalties, becomes the score for this section. The Led, Hack, Working and Cattle scores are added together and the Time Trial score is deducted to give an overall score.
 - 6.2.1. Horses in the **Led Section** are assessed on their temperament, conformation, movement and soundness. The horse should show the qualities and type which define the breed. The horse's body should be balanced in accordance with its size and the horse should possess a calm temperament and good nature.
 - 6.2.2. During the **Hack Section** the horse should be calm, supple, obedient and move freely. The workout should demonstrate the horse's basic training in a fluent and flowing motion. The horse should be relaxed and give a comfortable ride.
 - 6.2.3. The **Working Section** tests the horse's ability to manoeuvre well whilst engaging his hindquarters during haunch turns and stops. The horse should be relaxed and settled during the workout, be light on its feet, well balanced and responsive to the rider's commands, with little or no resistance to the bit.
 - 6.2.4. The course for the **Time Trial Section** may include jumping small obstacles, opening a gate, and the like. Although this is a timed event, some sections of the course may stipulate the horse's pace. Penalties may be given for break of pace, knocking over obstacles, etc.
 - 6.2.5. The **Cattle Section** in general the course is similar to a campdraft course and will consist of two circles; one being on the right and the other on the left and a gate. The course can be ridden in whatever direction the judge chooses. Pegs should be used. A gate will be present. The time limit in the arena is 40 seconds.
 - 6.2.5.1. It will be scored out of 100 and judged as follows:
 - 6.2.5.1.1. Cut out – 25 points
 - 6.2.5.1.2. First circle/peg – 25 points
 - 6.2.5.1.3. Second circle/peg – 25 points

- 6.2.5.1.4. Third circle/gate – 25 points
- 6.2.5.2. The run will be judged under the same format as the Australian Stockman’s Challenge Association rules 2020.
- 6.2.5.3. Each competitor in the cattle section gets a fresh beast, one in and one out
- 6.2.5.4. Once the competitor has guided the beast through the gate the run will be terminated immediately. If the competitor is unable to make the gate they must continue to demonstrate they are in control of the beast and attempt to complete a third circle. If a peg or gate is missed, the competitor must continue and not make a second attempt. The competitor is allowed 1 attempt at each peg/circle.
- 6.2.5.5. In the camp, when the judges have determined that the competitor has lost control of the beast twice, the competitor’s “cut out” section will be terminated and they will be scored ‘0’ in this “cut out” section. The competitor will then be assisted out of the camp by the mounted steward and allowed to continue on course.
- 6.3. The rider and/or handler must be a Financial Full, Youth or Participant Member of the Society. All sections must be completed with one rider/handler.
- 6.4. Each section must be completed in accordance with the selected pattern. In the event that a horse or rider falls or loses control in any section, the horse would be disqualified in that section and will not receive an overall score.
- 6.5. To be eligible for any awards each section must have been attempted, withdrawal will be at the discretion of the Committee.
- 6.6. Hack, Working and Time Trial patterns for the National Maturity are advised in the Show Schedule.
- 6.7. **How to Nominate**
 - 6.7.1. There are no prerequisites for nomination of a horse for the National Maturity, other than the horse must be eligible and four years of age. Nominations are taken along with nominations for other classes in the National Show programme.

7. COMPETITIVE STATUS

- 7.1. Any horse winning a section of a Maturity does not change its competitive status for that event, ie Working, Hack, Campdraft, etc.

CHALLENGE

8. AUSTRALIAN STOCK HORSE CHALLENGE

- 8.1. The Stock Horse Challenge is usually run over a number of sections, with prizemoney and ribbons awarded to the winner and placegetters of each section. The committee conducting the event will be responsible for selecting which sections will be contested.
- 8.2. A minimum of two sections must be contested. Hack, Working, Time Trial and Cattle sections are commonly used. Sections of a challenge need to be listed in this Handbook or approved by the Board.
- 8.3. All sections must be completed with one rider/handler.
- 8.4. Scores from each section are added together, with the exception of the Time Trial score, which is deducted from the total score to give an overall score.
- 8.5. The overall winner is the horse that scores the highest overall score. Placings will be determined in the same manner.

- 8.6. The Cattle section will be conducted in the same format as a normal Campdraft under NCCA Campdraft Competition rules.
- 8.7. Any horse winning a section of a Challenge does not change its competitive status for that event, i.e., working, hack, campdraft, etc.
- 8.8. The use of a double reined bridal in the hack section is optional.
- 8.9. If more than one judge is officiating the judges scores are to be averaged
- 8.10. ENCOURAGEMENT CHALLENGE
 - 8.10.1. In general events conducted for less experienced riders are encouraged. They should be conducted as a Challenge with patterns and sections to suit less experienced riders.
 - 8.10.2. Encouragement riders must be 18 years and over and not have won an Open Challenge, Ridden Futurity or Maturity at National, State or Branch level.
 - 8.10.2.1. Committees may alter these regulations to suit local conditions.

9. NATIONAL OPEN CHALLENGE

- 9.1. The National (Abbey) Open Challenge is a contest held over four sections. It has been designed to showcase the ability and temperament of the Society's horses five years and over. The four sections consist of Hack, Working, Time Trial and Cattle sections. Horses are allocated a score in each section and these scores result in an overall score for the event. Horses must record a score in each section to be eligible for an overall score.
- 9.2. The event is only available to five years and older Registered Australian Stock Horses owned by Financial Members of The Australian Stock Horse Society. The Hack and Working sections of the National Open Challenge are judged by one Judge. The Cattle section is judged by one Judge. A time is recorded in the Time Trial and assessed for penalties by one Judge. The time in seconds, plus penalties, becomes the score for this section. The Hack, Working and Cattle scores are added together and the Time Trial score is deducted to give an overall score.
 - 9.2.1. During the **Hack Section** the horse should be calm, supple, obedient and move freely. The workout should demonstrate the horse's basic training in a fluent and flowing motion. The horse should be relaxed and give a comfortable ride.
 - 9.2.2. The **Working Section** tests the horse's ability to manoeuvre well whilst engaging his hindquarters during haunch turns and stops. The horse should be relaxed and settled during the workout, be light on its feet, well balanced and responsive to the rider's commands, with little or no resistance to the bit.
 - 9.2.3. The course for the **Time Trial Section** may include jumping small obstacles, opening a gate, and the like. Although this is a timed event, some sections of the course may stipulate the horse's pace. Penalties may be given for break of pace, knocking over obstacles, etc.
 - 9.2.4. The **Cattle Section** in general the course is similar to a campdraft course and will consist of two circles; one being on the right and the other on the left and a gate. The course can be ridden in whatever the Judge chooses. Pegs should be used. A gate will be present. The time limit in the arena is 40 seconds.
 - 9.2.4.1. It will be scored out of 100 and judged as follows:
 - 9.2.4.1.1. Cut out - 25 points
 - 9.2.4.1.2. First circle/peg - 25 points
 - 9.2.4.1.3. Second circle/peg - 25 points
 - 9.2.4.1.4. Third Circle/gate - 25 points
 - 9.2.5. The run will be judged under the same format as the Australian Stockman's Challenge Association Rules 2020.
 - 9.2.6. Each competitor in the cattle section gets a fresh beast, one in and one out.

- 9.2.7 Once the competitor has guided the beast through the gate the run will be terminated immediately. If the competitor is unable to make the gate they must continue to demonstrate they are in control of the beast and attempt to complete a third circle. If a peg or gate is missed, the competitor must continue and not make a second attempt. The competitor is allowed 1 attempt at each peg/circle.
- 9.2.8 In the camp, when the judges have determined that the competitor has lost control of the beast twice, the competitor's "cut out" section will be terminated and they will be scored '0' in this "cut out" section.
The competitor will then be assisted out of the camp by the mounted steward and allowed to continue on course.
- 9.3. The rider and/or handler must be a Financial Full, Youth or Participant Member of the Society. All sections must be completed with one rider/handler.
- 9.4. Each section must be completed in accordance with the selected pattern. In the event that a horse or rider falls or loses control in any section, the horse would be disqualified in that section and will not receive an overall score.
- 9.5. Hack, Working and Time Trial patterns for the National Open Challenge are advised in the Show Schedule.
- 9.6. To be eligible for any awards each section must have been attempted, withdrawal will be at the discretion of the Committee.
- 9.7. **How to Nominate**
- 9.7.1. There are no prerequisites for nomination of a horse for the National Open Challenge, other than the horse must be five years of age or older. Nominations are taken along with nominations for other classes in the National Show programme.

10. COMPETITIVE STATUS

- 10.1. Any horse winning a section of a Challenge does not change its competitive status for that event, ie Working, Hack, Campdraft, etc.

The Australian Stock Horse Society Limited

EVENTS RULES & REGULATIONS

Youth Events

Section 6

CONTENTS

| | |
|--|-----------|
| YOUTH EVENTS | 2 |
| 1. ENCOURAGING YOUTH | 2 |
| 2. PROTECTIVE HEAD GEAR..... | 2 |
| 3. AGE GROUPS..... | 2 |
| 4. HANDLING OR RIDING STALLIONS | 2 |
| 5. UNSPORTSMANLIKE CONDUCT | 3 |
| 6. SAFETY PRECAUTIONS | 3 |
| 7. CHILD SAFE PRACTICES - Refer to the Society's Child Protection Policy | 3 |
| YOUTH JUDGING COMPETITIONS | 3 |
| 8. GENERAL RULES | 3 |
| 9. COMMITTEE RESPONSIBILITIES | 4 |
| 10. LED SEGMENT - JUDGING PROCEDURES | 5 |
| 11. WORKING SEGMENT - JUDGING PROCEDURES | 6 |
| 12. SCORING THE COMPETITORS..... | 6 |
| 13. STATE YOUTH JUDGING FINALS | 7 |
| 14. NATIONAL YOUTH JUDGING FINAL | 8 |
| YOUTH HANDLER CLASSES | 8 |
| 15. JUDGING PROCEDURE | 8 |
| ASH RIDER CLASSES | 9 |
| 16. RIDER CLASSES..... | 9 |
| 17. TYPES OF CLASSES | 9 |
| 18. OTHER COMPETITION STYLES | 9 |
| 19. NOTES FOR COMPETITORS | 10 |
| 20. JUDGING PROCEDURE | 10 |
| YOUTH POINT SCORE COMPETITION | 10 |
| 21. GENERAL REGULATIONS | 10 |
| 22. CATEGORIES OF COMPETITION..... | 11 |
| 23. SUBMISSION OF POINTS | 11 |

This Handbook contains the Rules and Regulations for Australian Stock Horse Events and Competitions for THE AUSTRALIAN STOCK HORSE SOCIETY LIMITED, as approved by the Board of Directors, and is effective from 11th March 2020.

Please note that from 11th March 2020, all prior regulations will be superseded and are null and void. The Board shall determine any question not provided for by these regulations. Alterations to the regulations by addition, deletion or amendment will be effected by resolution of the Board.

NOTICE

Branches and Management Councils may only conduct the events listed in this Handbook. The Board of Directors must approve any other event being considered by a Branch or Management Council prior to advertising the said event. The Society's Public Liability Insurance Cover will not cover Branches and Management Councils that act outside Approved Events or run events in conjunction with other committees or organisations.

YOUTH EVENTS

1. ENCOURAGING YOUTH

- 1.1. The objectives of Youth Events are to provide opportunities for young people who currently own or show Australian Stock Horses. With the aim of promoting good horsemanship, sportsmanship and leadership, this can be achieved by youth learning to accept Judges' decisions.
- 1.2. Branches and Management Councils conduct events for Youth members as follows: Led, Hack, Working ASH, Ridden, Utility, Dressage, Campdrafting, Sporting, Challenge, Time Trial, etc. The procedure for running these events and the judging criteria will be consistent with the information provided in this Handbook under the appropriate sections.
- 1.3. To further encourage Youth members, Branches and Management Councils provide special awards for youth competitors in other events, e.g., Highest Scoring Rider Under 18 Years in Open Challenge.
- 1.4. Juniors (under 18 years of age) are permitted to ride mares or geldings other than registered Australian Stock Horses, in Branch conducted Youth events only (not State or National events) to encourage children to become part of the Society (Trial Period of 12 months 1st Jan to 31st Dec 2025).

2. PROTECTIVE HEAD GEAR

- 2.1. Competitors under 18 years of age must wear an equestrian helmet approved by the current Australian Standards Association or international equivalent, which must be securely fastened under the chin when mounted anywhere within the perimeter of the grounds, including all public areas, as well as in Led and Handler events. Youth Judging Competitions are optional or at the discretion of the organising committee.
 - 2.1.1. The wearing of helmets in Youth Judging Competitions is optional, with the alternative being an Australian style felt hat only.

3. AGE GROUPS

- 3.1. **Age Groups** for competitions are as follows:
 - 3.1.1. Children – under 8 years (ridden and/or led).
 - 3.1.2. Junior - 8 years and under 11 years.
 - 3.1.3. Junior - 11 years and under 13 years.
 - 3.1.4. Juvenile – 13 years and under 15 years
 - 3.1.5. Juvenile – 15 years and under 18 years
 - 3.1.6. Associate – 18 years and under 21 years.
- 3.2. The Rider's / Handler's age is as at the start of the event.

4. HANDLING OR RIDING STALLIONS

- 4.1. Under no circumstances, are competitors, under 18 years of age, permitted to handle or ride stallions within the perimeter of the grounds.
- 4.2. Under no circumstances, where an event is restricted to Youth competitors (under 21 years of age), should any colts or stallions be permitted within the perimeter of the grounds at ASHS events.
- 4.3. No entire males (stallions or colts), may be used in competition at any ASHS youth event/class including competitors under 21 years, regardless of any other equestrian code rules.

5. UNSPORTSMANLIKE CONDUCT

- 5.1. Any unsportsmanlike conduct by competitors, their parent/s or legal guardian/s, shall jeopardise the competitor's right to compete. At any time, the Judge or Show Committee has the right to issue a warning to the offending person or persons. Failure to comply with the warning may disqualify the competitor from further classes in the Show.

6. SAFETY PRECAUTIONS

- 6.1. Adult supervision for saddling and marshalling of youth competitors is advisable and helpful for organisers.
- 6.2. If a horse becomes unruly at any stage while in the ring, the rider/handler shall be asked to leave the ring.
- 6.3. Competitors should not be allowed to enter or leave the ring moving at full speed.
- 6.4. When obstacles are required in certain classes, they must be sensible and suited to the abilities and ages of competitors.
 - 6.4.1. When gates are used in Utility and Time Trail events, a rule may be put in place that riders under 13 years of age must open the gate but do not have to close it
- 6.5. Riders under 13yrs can use a Pelham bit.

7. CHILD SAFE PRACTICES - Refer to the Society's Child Protection Policy

YOUTH JUDGING COMPETITIONS

8. GENERAL RULES

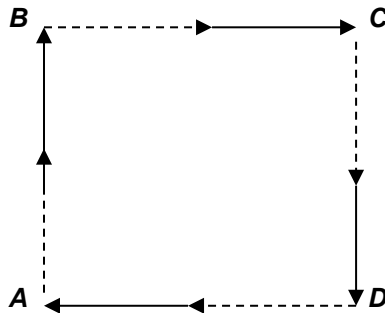
- 8.1. The way to ensure a high standard of Judging is to encourage young members to learn all they can about Judging from existing experienced Judges. Branches and Management Councils are encouraged to conduct Youth Judging Competitions in Led and Ridden sections.
- 8.2. The minimum age for Youth Judging Competitions is 8 years.
- 8.3. The standard age groups for Youth Judging competitions are:
 - 8.3.1. Under 13 years
 - 8.3.2. 13 years and under 18 years
 - 8.3.3. 18 and under 21 years
- 8.4. In a Youth Judging Competition, competitors are asked to judge four horses and place them accordingly. The results are compared to the placings done by the Horse Assessment Judge. Additionally, a Competitor Assessment Judge also evaluates the competitors on personal presentation, attitude and manner.
- 8.5. Competitors must be correctly attired - neat, clean and tidy. The recommended attire for Branch events and compulsory attire for State and National Finals is as follows:
 - 8.5.1. Light coloured, long sleeved shirt with collar.
 - 8.5.2. Australian Stock Horse green tie.
 - 8.5.3. Australian Stock Horse long sleeved, green v-neck pullover.
 - 8.5.4. White or fawn coloured jodhpurs or stockman cut trousers.
 - 8.5.5. Short, elastic-sided riding boots.
 - 8.5.6. An equestrian helmet approved by the current Australian Standards Association or Australian style felt hat are optional or at the discretion of the Committee.

9. COMMITTEE RESPONSIBILITIES

- 9.1. Responsibilities for Committees conducting a Led or Ridden event are as follows:
- 9.1.1. It is recommended that Committees use two official Judges. These judges are as follows:
 - 9.1.1.1. Horse Assessment Judge
 - 9.1.1.1.1. Led segment - conformation, type temperament and movement.
 - 9.1.1.1.2. Working segment - ability, temperament and movement.
 - 9.1.1.2. Competitor Assessment Judge
 - 9.1.1.2.1. Personal presentation, attitude and manner.
 - 9.1.2. Four registered Australian Stock Horses must be selected and handlers or riders available. Ideally horses should be of the same sex and age. Selected horses must be over the age of 4 years for safety reasons. No stallions are allowed.
 - 9.1.3. Consider the age and experience of potential competitors when selecting horses. For less experienced competitors, ensure there is a good variation amongst the horses to be judged. It is recommended that the horses selected have not previously been judged on the day of competition.
 - 9.1.4. The horses must be clearly identifiable from a distance with 1, 2, 3 and 4 by breastplates or rump stickers.
 - 9.1.5. Competitors must wear identification numbers for ease of judging their presentation, attitude and manner. Armbands or back numbers are to be used, especially where competitions have a large number of entries.
 - 9.1.6. Sufficient judging cards must be available for competitors. These are obtainable from the Society.
 - 9.1.7. A Hormel Slide may be obtained for assessment of the judging cards. A Branch member who understands the slide would also need to be available.
 - 9.1.8. Hormel Slides are no longer available – an excel spreadsheet developed by Agricultural Societies Council of NSW Inc, is available on the ASHS Branch page of the Society's website.
 - 9.1.9. Clipboards, pencils, erasers, sharpeners and clear plastic bags (in case of wet weather) must be available for competitors or competitors requested to bring their own.
 - 9.1.10. Ribbons must be made available for the Horse Assessment Judge to place on horses. It is important to utilise the normal judging format and ring etiquette for the benefit of youth competitors, which also provides spectators with the opportunity of seeing how the horses were placed.
 - 9.1.11. Ribbons must be made available for the placing of competitors.
 - 9.1.12. The committee must advise competitors of any time restrictions for the completion of judging. A timekeeper and stopwatch must be available.
 - 9.1.13. The committee must organise pencilers to assist competitors judging the working segment.

10. LED SEGMENT - JUDGING PROCEDURES

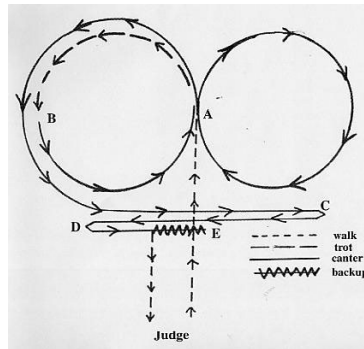
- 10.1. The youth competitors are assembled in the centre of the judging ring as the horses numbered 1, 2, 3 and 4 enter the ring.
- 10.2. The Horse Assessment Judge will then line the horses up side by side, but far enough apart for groups of competitors to walk around them. The competitors are split into a maximum of 4 groups (preferably 3 - 6 competitors per group).
- 10.3. Competitors are allowed 2 minutes per horse (timed) for assessment before they are asked to move on to the next horse.
- 10.4. The competitors will complete the judging card for each of the four horses on the following segments with a comment (where desired) and a score out of 10 points:
 - 10.4.1. Neck and head.
 - 10.4.2. Forelegs.
 - 10.4.3. Shoulder and wither.
 - 10.4.4. Body and coupling.
 - 10.4.5. Hindquarters.
 - 10.4.6. Hind legs.
- 10.5. Each group will then be moved to points A, B, C and D where the horses will be paraded.



- 10.6. The horse handlers are then asked, one at a time by the Horse Assessment Judge, to parade their horses around the four segments of the square pattern. The first half of each segment is conducted at a walk and the second half at a trot, halting at each marker as set out below:
- 10.7. The competitors will complete the judging card for each of the four horses on the following segments with a comment (where desired) and a score out of 10 points:
 - 10.7.1. Carriage and movement.
 - 10.7.2. Straightness of action.
 - 10.7.3. Manners.
 - 10.7.4. Presentation.
- 10.8. The competitor will then total the points for each horse (maximum 100 points) and the horse placed accordingly, i.e., the horse with the highest points being the winner.
- 10.9. The horses will then be paraded on the circle for a final assessment before judging cards are finalised and handed in.
- 10.10. Once all judging cards are handed in, only then will the Horse Assessment Judge line the horses up in place order and the ribbon presentation done. The Horse Assessment Judge then has an opportunity to speak to the competitors about the placings.
- 10.11. The Horse Assessment Judge and the Competitor Assessment Judge will hand their judging cards to the Steward for scoring. If the Hormel Slide is being used, the Horse Assessment Judge will provide the Steward with the marginal scores between placings.

11. WORKING SEGMENT - JUDGING PROCEDURES

- 11.1. Competitors and pencilers are assembled in front of the judging ring and the horses lined up, side by side, in the middle of the ring.
- 11.2. The riders are asked, one at a time by the Horse Assessment Judge, to put the horses through their paces in accordance with the working pattern.
- 11.3. The competitor will complete the judging card for each of the four horses on ability, temperament and movement as they work out. Each section of the pattern has a maximum score of 20 points as follows:
 - 11.3.1. Walk to A. Trot half circle to B. Canter to left.
 - 11.3.2. Continue left circle. At A simple change. Canter to right.
 - 11.3.3. Continue right circle. At A flying change. Canter to Left.
 - 11.3.4. Continue left circle toward C. At C haunch turn to right. Canter to D. Haunch turn to left.
 - 11.3.5. Canter to E. Stop. Back-up 4 paces. Walk to Judge.
- 11.4. The diagram of the pattern is as follows:



- 11.5. At the completion of each horse's pattern, the competitors are allowed 2 minutes per horse (timed) for assessment before the next horse will be judged. Provision for a general comment on each horse is provided on the card.
- 11.6. After the judging of the last horse, final assessment is made by the competitor before judging cards are finalised and handed in.
- 11.7. Once all judging cards are handed in, only then will the Horse Assessment Judge line the horses up in place order and the ribbon presentation will be done. The Horse Assessment Judge then has an opportunity to speak to the competitors about the placings.
- 11.8. The Horse Assessment Judge and the Competitor Assessment Judge will hand their judging cards to the Steward for scoring. If the Hormel Slide is being used, the Horse Assessment Judge will provide the Steward with the marginal scores between placings.

12. SCORING THE COMPETITORS

- 12.1. Hormel Slide – The Hormel Slide system of scoring is the most accurate and preferred.
 - 12.1.1. Horse Assessment Judge
 - 12.1.1.1. Under this system, after the horse judging segment is complete, it is necessary for the Horse Assessment Judge to grade the horse's difference by establishing a margin score between placings. The total of the three marginal scores must be higher than 3 points, but must not exceed 15 points.
 - 12.1.1.2. The slide assesses each competitor's incorrect decision depending on the Judge's margin between the horses placed and scores each competitor (out of 50 points) accordingly.
 - 12.1.1.3. Further details on the use of a Hormel Slide are provided when purchasing the slide.

- 12.1.2. Competitor Assessment Judge
 - 12.1.2.1. The judge assesses each competitor and scores them as follows; Competitor's presentation, approach to judging and suitability of comments – 10 points.
- 12.1.3. The points allocated by the Hormel Slide and the points allocated by the Competitor Assessment Judge are added together to achieve a final score. The competitor with the highest score will be declared the winner.
- 12.2. Manual Scoring System – If the Hormel Slide is unavailable, the following system is used:
 - 12.2.1. Horse Assessment Judge
 - 12.2.1.1. All placings in the same order as the Horse Assessment Judge - 90 points.
 - 12.2.1.2. 1st and 2nd placings correct, 3rd and 4th placings reversed - 70 points.
 - 12.2.1.3. 1st and 4th placings correct, 2nd and 3rd placings reversed - 50 points.
 - 12.2.1.4. 1st and 2nd placings reversed, 3rd and 4th placings correct - 30 points.
 - 12.2.1.5. Any two horses placed correctly but not in any of the above orders - 20 points.
 - 12.2.2. Competitor Assessment Judge
 - 12.2.2.1. The judge assesses each competitor and scores them as follows; Competitor's presentation, approach to judging and suitability of comments – 10 points.
 - 12.2.3. The points allocated by the Horse Assessment Judge and the points allocated by the Competitor Assessment Judge are added together to achieve a final score. The competitor with the highest score will be declared the winner.
- 12.3. To obtain a combined segment result, the competitor's final scores (after assessment) for the led and working segments are added together to obtain a combined score. The competitor with the highest combined score will be declared the winner.
- 12.4. In the event of two or more competitors being equally placed, the Horse Assessment Judge may ask the competitors to speak in relation to the horses presented and give an explanation of their placings. The order in which the competitors participate in this request is by drawing from a hat.

13. STATE YOUTH JUDGING FINALS

- 13.1. To be eligible for State Finals conducted by Management Councils, competitors must win a Youth Judging Competition at Branch level. If the winner is unable to participate in the State Final, the second placegetter becomes eligible to compete.
- 13.2. If no Youth Judging Competitions have been held at Branch level, Management Councils may conduct State Finals without qualification at Branch level.
- 13.3. If no State Final is able to be held then the State Management may nominate an appropriate candidate using a published selection criteria.
- 13.4. A competitor who qualifies for an event that has a set age criteria is eligible to compete in the final provided they satisfied the age criteria at the date of qualification.
- 13.5. Youth can be eligible to seek permission to represent a State other than where they reside if they have been an active member of a Branch and/or Management Council within the relevant State or Territory.

14. NATIONAL YOUTH JUDGING FINAL

- 14.1. The National Youth Judging Final has representatives from each Management Council and showcases some of our very best youth in the country.
- 14.2. The age limit for National Youth Judging is 15 years and under 21 years. At Branch and State level, participants younger than 15 years can compete but are not eligible for the National Final.
 - 14.2.1. A competitor who qualifies for an event that has a set age criteria is eligible to compete in the final provided they satisfied the age criteria at the date of qualification.
- 14.3. To be eligible for the National Final, competitors must win the State Youth Judging Final conducted within the previous twelve months. If the winner of the State Final is unable to participate in the National Final, the second placegetter becomes eligible to compete.
 - 14.3.1. If a State Show cannot be held or has insufficient candidates the State Management Council may nominate an applicant.
- 14.4. Each state is entitled to one representative, except Queensland that has two representatives.
- 14.5. Management Councils and Branches are requested to subsidise travelling expenses for the representative to the National Final.
- 14.6. The Society will provide accommodation for participants in the National Final.
- 14.7. A parent or guardian must accompany each competitor, under the age of 18 years, to the National Final.
- 14.8. Competitors are limited to 2 (two) attempts
- 14.9. A competitor may only win this event on 1 (one) occasion. They may NOT enter subsequent competitions

YOUTH HANDLER CLASSES

15. JUDGING PROCEDURE

- 15.1. Youth Handler Classes are to be judged strictly on the handler's ability to show a horse in a led class. No consideration is to be given to the horse other than grooming and presentation. The horse is only a prop to show the ability of the handler.
- 15.2. The procedure for judging is as follows:
 - 15.2.1. The horse and handler enter the ring at a brisk walk as directed by the Steward. The horse is to be led from the near side. The horse must walk at the same pace as the handler - moving in a brisk, alert manner.
 - 15.2.2. When instructed to line-up, the handler must stand the horse squarely on all four feet and must present the horse in a position so as not to hinder the Judge's view of the horse at any time.
 - 15.2.3. The Judge will then call upon individual handlers to present their horses, and parade to his/her request. When turning, it must be to the right to give the Judge full view of the horse. Know where the Judge is at all times, so as not to obstruct his/her view of the horse.
 - 15.2.4. The handler must always keep position in the line and allow reasonable space between the horses on either side. If asked to change position in the line, the horse must be backed out of the line and approach the new position from behind.
 - 15.2.5. The handler must be alert and courteous and respond quickly to instructions from the Judge or Steward.
- 15.3. Unsportsmanlike behaviour may cause elimination.
- 15.4. This event will be Judged on the following guidelines:

- 15.4.1. The horse is to be clean and well presented. No consideration will be given to the horse's conformation and type.
- 15.4.2. The horse must be shown in a bridle with a snaffle bit that is well fitted, neat and clean. A show whip is permitted and must not exceed 1 metre in length.
- 15.4.3. The handler is to be well presented (coat not necessary). ASHS attire is preferred.
- 15.4.4. Showmanship to be judged on the handler's ability to show his/her horse.
- 15.5. In order to gain maximum points, avoid the following:
 - 15.5.1. Failure to recognise and correct faults of the horse's position.
 - 15.5.2. Kicking, hitting or having leg contact with the horse.
 - 15.5.3. Talking with other contestants.
 - 15.5.4. Failure of the horse to lead properly.
 - 15.5.5. Failure to stop the horse before turning when at a walk or trot.
 - 15.5.6. Failure to back the horse when necessary.
 - 15.5.7. Loud voice commands to the horse.
 - 15.5.8. Turning the horse in the wrong direction.
 - 15.5.9. Blocking the Judge's view of the horse.
 - 15.5.10. Causing the Judge to move to avoid being bumped or stepped on.

ASH RIDER CLASSES

16. RIDER CLASSES

- 16.1. Rider classes are to be judged strictly on the rider's ability to show a horse in a ridden class. No consideration is to be given to the horse other than grooming and presentation. The horse is only a prop to show the ability of the rider.
- 16.2. The Judge looks for a calm, supple and obedient horse that moves freely forward in all paces.

17. TYPES OF CLASSES

- 17.1. Committees should set classes to suit the majority of Branch members. A suggested break-up of classes is as follows:
 - 17.1.1. AGE Under 8 years, 8 years and under 11 years, 11 years & under 13 years, 13 years & under 15 years, 15 years & under 18 years, 18 years & under 21 years.
- 17.2. Sex of horses and riders gender are NOT recommended as a break up of youth classes.

18. OTHER COMPETITION STYLES

- 18.1. Other competition styles for hack classes are as follows:
 - 18.1.1. PLEASURE RIDERS - The horse must be ridden in a plain bridle with a snaffle bit. The rider must not wear spurs or carry a whip. It is optional that the reins are held in one hand only, however the age of the competitors should be taken into account. Emphasis should be placed on temperament, obedience and riding qualities. The winner of a Pleasure Rider class is not eligible to compete in championship classes.
 - 18.1.2. STATION RIDER - The horse and rider to be presented in suitable tack and attire. The horse should have an excellent temperament and be able to complete the activities in a relaxed manner.

19. NOTES FOR COMPETITORS

- 19.1. For the young showing offers a challenge. Rider classes can begin at your local Branch show and as your skills increase you can progress and perhaps one day compete with the best at a Royal Show or the National Show.
- 19.2. Presentation plays a major role in Rider classes and first impressions are important. Take the time to present yourself and your horse in a clean and tidy condition. It takes a great deal of time, effort and dedication to be successful. It is a good idea to watch the professionals and take notice how they and their horses are turned out.
- 19.3. Stay calm, confident and collected and remain attentive whilst keeping an eye on the Judge and the other horses in the event. At all times be courteous to the Judge and other competitors.
- 19.4. Rider whips - show whips are permitted being no longer than 1m in length

20. JUDGING PROCEDURE

- 20.1. The horses should be worked around the ring as directed by the Judge. Competitors should avoid bunching in a group, so the Judge can see all the horses competing. Competitors must be alert and be listening for orders from the Judge.
- 20.2. A large class should be worked on a circle, at a walk, trot and canter for the Judge to select about eight horses for an individual workout.
- 20.3. When the Judge has called competitors into the ring, they should form an orderly line from the right leaving sufficient space between each horse so that the Judge can walk freely between the horses. If there is a long wait, horses may be allowed to relax, but not the rider. No competitor should talk while waiting in the ring.
- 20.4. The Judge should inform the competitors of the required workout which should consist of walking, trotting and cantering. Depending on the level of competition, class or age of the competitor, the Judge may choose a workout which consists of the above paces or includes more difficult movements, i.e., extended paces, hand gallop, flying or simple change of lead, back-up, side pass, etc.
- 20.5. Competitors should at all times be courteous to the Judge, Steward and other competitors, and must never forget to offer their congratulations to all prize winners. Whether a prize is gained or not, competitors must stay in line until requested to leave the ring by the Steward. Remember, the judging is not finished until the ribbons are awarded. The competitors should not leave the ring until directed by the Judge or Steward.
- 20.6. Patterns may be adapted at the discretion of the Judge according to local conditions.
- 20.7. Patterns may be judged in their entirety for a single score OR each transition and movement scored individually for a total score.
- 20.8. When using patterns from the ASHS Pattern Book, markers may be used at the Judge's discretion.
- 20.9. Judging procedure for supreme events or events with two or more Judges:
 - 20.9.1. Where two or more Judges combine to Judge a singular event (i.e. Supreme), each Judge gives each horse a score out of 100. All scores are then added and the horse with the highest score is deemed the winner of the event.

YOUTH POINT SCORE COMPETITION

21. GENERAL REGULATIONS

- 21.1. The Youth Point Score Competition is a National Competition.
- 21.2. Only current, competition eligible Members of the Society may enter the Competition.
- 21.3. The horse must be a Registered Australian Stock Horse and owned by a Financial Member of the Society to be eligible for nomination.
- 21.4. The competition commences 1st January and ends 31st December each year.

ASHS – EVENTS RULES & REGULATIONS

Youth Events

Section 6 V6.5 – Page 10

- 21.5. One performance card is to be completed for each horse and rider combination. There is no limit to the number of horse and rider combinations entered. If a competitor has two or more horses entered in one category, ONLY the highest scoring horse in that category will be eligible for the annual award.
- 21.6. Age groups for the competition will be as follows:
 - 21.6.1. Junior – under 13 years.
 - 21.6.2. Juvenile – 13 years and under 18 years.
 - 21.6.3. Associate – 18 years and under 21 years.
- 21.7. All performances attained in Open or Youth Competitions are accepted provided they are open to All Breeds or restricted to Australian Stock Horses. Performances at Shows, Rodeos, Pony Clubs, Gymkhanas, etc. are acceptable for this competition.

22. CATEGORIES OF COMPETITION

- 22.1. Competitors must attain performances in one or more of the following sections:
 - 22.1.1. Campdrafting/Cut Out
 - 22.1.2. Sporting Events
 - 22.1.3. Hack Events - not rider classes
 - 22.1.4. Riding Classes
 - 22.1.5. Dressage
 - 22.1.6. Eventing
 - 22.1.7. Led Horse Classes
 - 22.1.8. Junior Handler Classes
 - 22.1.9. Polo and Polocrosse
 - 22.1.10. Working Australian Stock Horse and Utility classes
 - 22.1.11. Show jumping
 - 22.1.12. Endurance (Novice/Open)
 - 22.1.13. ASHS Challenges
 - 22.1.14. Versatility Challenges (includes Stockman's Challenges, Working Equitation, ASHS Versatility classes)

23. SUBMISSION OF POINTS

- 23.1. All performances must be fully completed on a Youth Point score Competition Card and returned to the Society within 14 days after 31st December.
- 23.2. The guardian of the competitor must sign a statement of legitimacy to verify all performances.
- 23.3. Performances attained by competitors will be awarded points as follows:
 - 23.3.1. 3 points for 1st placing.
 - 23.3.2. 2 points for 2nd placing.
 - 23.3.3. 1 point for 3rd placing.
- 23.4. The horse and rider combination with the highest point score for each section of the three age divisions will be announced the winner.

The Australian Stock Horse Society Limited

EVENTS RULES & REGULATIONS

Dressage, ASHLA and ASH Stockman's Turnout Classes

Section 7

CONTENTS

| | |
|---|-----------|
| DRESSAGE | 2 |
| 1. DRESSAGE | 2 |
| 2. STANDARD OF COMPETITION | 2 |
| 3. BASIC RULES..... | 3 |
| 4. NOTES FOR COMPETITORS..... | 3 |
| 5. HOW TESTS ARE MARKED | 4 |
| 6. PRESENTATION | 4 |
| 7. THE ARENA AND MARKERS | 6 |
| ASHLA | 7 |
| 8. GENERAL REGULATIONS AND MEMBERSHIP STRUCTURE | 7 |
| 9. ASHLA EVENT..... | 7 |
| ASH STOCKMAN'S TURNOUT CLASS | 10 |
| 10. STOCKMAN'S TURNOUT CLASS | 10 |
| 11. JUDGING PROCEDURE | 10 |
| 12. PRESENTATION | 10 |

This Handbook contains the Rules and Regulations for Australian Stock Horse Events and Competitions for THE AUSTRALIAN STOCK HORSE SOCIETY LIMITED, as approved by the Board of Directors, and is effective from 11th March 2020.

Please note that from 11th March 2020, all prior regulations will be superseded and are null and void. The Board shall determine any question not provided for by these regulations. Alterations to the regulations by addition, deletion or amendment will be effected by resolution of the Board.

NOTICE

Branches and Management Councils may only conduct the events listed in this Handbook. The Board of Directors must approve any other event being considered by a Branch or Management Council prior to advertising the said event. The Society's Public Liability Insurance Cover will not cover Branches and Management Councils that act outside Approved Events or run events in conjunction with other committees or organisations.

DRESSAGE

1. DRESSAGE

- 1.1. Dressage is a French word, which roughly translates as “training”. Dressage is gymnastics for horses and it requires the horse’s suppleness, co-ordination and obedience. All horses benefit from basic dressage training as it helps develop a horse to be more pleasurable, safe and comfortable to ride.
- 1.2. For those who have determination, patience and a love of horses, dressage offers many attractions. It entails the pursuit of perfection, with attention to detail being the basis for success.
- 1.3. A top class horse and rider performing dressage is the epitome of grace and elegance, which is the result of years of patience, dedication and training that has gone into gaining and mastering the expertise needed to compete at the highest level of the sport.

2. STANDARD OF COMPETITION

- 2.1. Dressage is a sport with a wide range of competitive standards. At the lowest level, tests are simple and offer opportunities for the inexperienced or part-time rider to compete, whereas the highest level of competition is for the specialist rider and tests involve complicated gymnastics.
 - 2.1.1. Preliminary Test (Level 1) - Involves basic paces and progressive transitions from one pace to another. Horses will need to be able to walk a straight line and trot and canter on a 20 metre circle.
 - 2.1.2. Novice Test (Level 2) - Requires 15 and 10 metre circles at the trot, serpentines of three equal loops at the trot, lengthening of stride at the trot and transitions that are less progressive.
 - 2.1.3. Elementary Test (Level 3) - The collected trot and canter are required, serpentines at either the trot or canter, simple changes, transitions directly from walk to canter, 10 metre circles at the trot and 10 metre circles at the canter. The simplest of the lateral movements, the shoulder-in at the trot, a counter canter and traverse.
 - 2.1.4. Medium Test (Level 4) - Requires collected paces, half pass at trot and canter, shoulder-in, traverse, extended paces, flying changes and walk pirouettes are also introduced.
 - 2.1.5. Advanced Test (Level 5) - The canter half pass, a canter serpentine of four loops with flying changes on the centre line. Canter pirouettes and a series of flying changes are also required.
 - 2.1.6. International Dressage Tests (Levels 6-9) – In Prix St George, Intermediate I, Intermediate II and Grand Prix levels, the tests are exactly the same wherever official dressage competitions are held throughout the world. Depending on the level, these tests require such movements as: the collected trot on a 6 metre circle, flying changes from every third stride to a series of 15 flying changes, canter pirouettes, canter half pass, the piaffe and the passage.
- 2.2. Branches may run dressage competitions. Horses that have an official EFA competition grading may only compete in the eligible standard or higher. Branches and Management Councils may combine the higher levels into one test, so any standard of horse is eligible to compete, i.e., Elementary and higher.
- 2.3. Two consecutive levels only may be ridden at National Championships, but at Branch and State Management Council competitions, three consecutive levels may be ridden, with the proviso that if there are too many entries then they be restricted to two levels.

3. BASIC RULES

- 3.1. In the event of conflict between Society rules and rules of other equestrian bodies hereafter referred to, precedence will be in the order set out as follows:
 - 3.1.1. The Australian Stock Horse Society (ASHS).
 - 3.1.2. The Equestrian Australia (EA).
 - 3.1.3. Federation Equestre Internationale (FEI)
 - 3.1.4. If problems arise, which are not clearly covered by ASHS rules, the Disputes Committee for the organising Branch will be called to adjudicate. The outcome, in the opinion of the Disputes Committee, should be to produce a fair result under the circumstances. In due course, the Disputes Committee will advise the Board, in writing, of the circumstances and action taken.
- 3.2. Callers are permitted at ASH. If you are not confident that you can remember the test, it is a good idea to have a caller. Make sure your caller stands at the mid-point of the long side of the arena and has a loud and clear voice. Each movement should be called so the rider has plenty of time to prepare for the transition.
- 3.3. Once the previous horse has completed the test, go around the outside of the arena to report to the Judge. Wait until the Judge has finished making comments on the previous entrant's test, then acknowledge the Judge who will check your name before you proceed to A. The Judge will signal to commence the test, usually with the car horn or a wave of hand, and you will then have a maximum time of one minute to commence the test.
- 3.4. All competitors should salute the Judge by lowering their right hand behind their right leg and giving a slight nod in the Judge's direction. The Judge will return the salute - usually a wave outside the car window, then you can proceed.
- 3.5. If you make an error on course, the Judge will let you know with a signal from the car horn or a wave of hand. When this happens, stop and walk quietly to the judge's car. The judge will explain where you made the error and tell you the correct movement. Then ride back to the point indicated and recommence your test. Errors on course will be penalised and four errors will mean elimination.
- 3.6. Between the time your horse enters and leaves the arena at A, your horse should remain with all four feet inside the arena. If all four feet of your horse leave the arena, you will be eliminated from the competition.
- 3.7. Copies of dressage tests are available from the EFA. Organising Committees should ensure that they have obtained copies of the tests prior to producing a programme. Committees should refer to the EFA rules for any information not covered in this booklet.

4. NOTES FOR COMPETITORS

- 4.1. Most riders should be able to take a horse to Medium level with a combination of work in a level paddock and occasional access to a full-sized arena, preferably with a well-defined boundary. It should be marked out in a rectangle not less than 20 metres x 40 metres or greater than 30 metres x 60 metres. Before attempting your first test you should understand the position of the markers and the geometry of the arena.
- 4.2. Before your first competition, make sure you allow yourself enough time to learn the tests. You will probably find as you practise your tests leading up to your first competition that there are certain areas you will need to work on. Identify these areas then spend time on mastering the techniques you used to teach the horse the movement or transition which is giving you trouble.
- 4.3. As competition dressage tests begin with basic movements then progress on to very difficult movements, your training should follow the same guidelines. Some points to remember:
 - 4.3.1. Be patient and consistent, as training is a long-term process.
 - 4.3.2. Master simple movements before progressing to more difficult ones.
 - 4.3.3. Vary your work-out so your horse does not get bored.

- 4.3.4. A training programme of around 45 minutes at least four days a week is recommended.
- 4.3.5. Take your horse for rides outside the arena to keep him relaxed and fresh.
- 4.3.6. Enjoy the training and competition.
- 4.3.7. Practise and take in as much information as you can by reading, listening and observing.
- 4.4. Two things that should be considered when selecting a horse are the quality of the horse's paces and its temperament. A horse with lovely paces can be very difficult and unrewarding to train if it does not have a good temperament. The horse has to be willing and able to accept the mental and physical disciplines involved in mastering the basics of dressage.
- 4.5. If your horse gets a fright and shies, don't panic. Stop, calm him down and then proceed with your test from the point where he misbehaved.
- 4.6. In order to ride the horse effectively and to assist him with his balance and position under saddle, your own position and aids must be correct. When asking a horse to perform the dressage movements, the rider is asking the horse to react on his command. Always try to be aware of your position in the saddle when you are mounted on your horse.
- 4.7. Allow yourself plenty of time to learn your tests, prepare and groom your horse if you want to be successful, but remember that competition should be fun, so relax and enjoy yourself. As you prepare for your first competition, aim to ride the test in a calm and relaxed manner.

5. HOW TESTS ARE MARKED

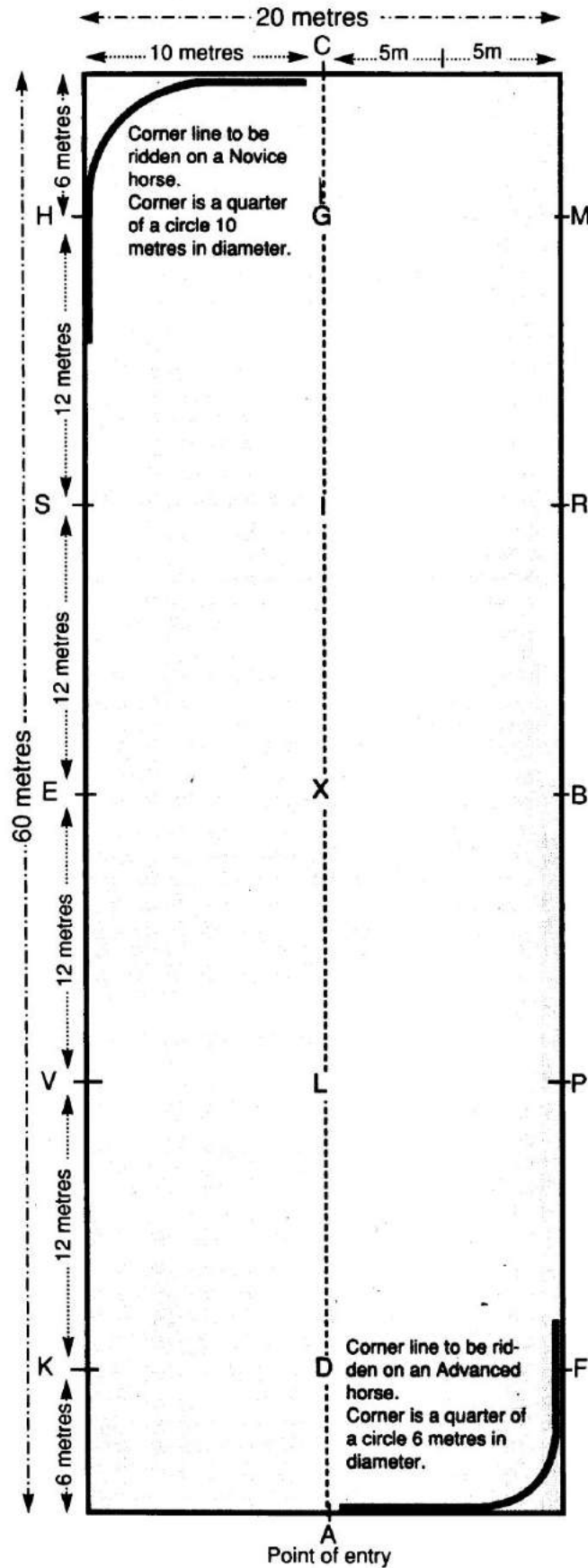
- 5.1. Dressage tests consist of a number of sections containing movements and transitions; for each section a maximum of ten marks can be awarded. The mark given signifies a standard, of which the scale is: 10 - excellent; 9 - very good; 8 - good; 7 - fairly good; 6 - satisfactory; 5 - sufficient; 4 - insufficient; 3 - fairly bad; 2 - bad; 1 - very bad; 0 - not executed.
- 5.2. At the end of the test marks are given for the general impression of the horse. The usual sections are the freedom and regularity of the horse's paces, his impulsion and his submission. There is also a section for the rider's position and seat and correctness and effectiveness of aids.
- 5.3. The number of movements may vary according to the level of competition so the total score for a test can vary between 210 and 310. Your final score is then converted into a percentage.

6. PRESENTATION

- 6.1. Acceptable tack is as follows:
 - 6.1.1. A dressage saddle or English style hack saddle is recommended, however, an Australian stock saddle is acceptable. Monkey grips are permitted.
 - 6.1.2. Breastplates are optional.
 - 6.1.3. English style saddlecloth (numnah), square cut saddlecloth or ASH saddlecloth.
 - 6.1.4. Bridle – leather or webbed reins are acceptable, preferably joined.
 - 6.1.4.1. For Preliminary, Novice and Elementary Tests a plain snaffle bit is required.
 - 6.1.4.2. At Medium level, the horse may wear either a snaffle bit or a simple double reined bridle with cavesson noseband.
 - 6.1.4.3. At advanced level and higher, a double bit (bit and bridoon) is compulsory.
 - 6.1.4.4. Snaffle bits made of the same metal composition may have loose rings, egg butt style, D shaped or tom thumb. The mouthpiece may be straight, single or double jointed. Twisted bits and gag bits are not permitted.

- 6.1.5. Cavesson, Hanoverian, dropped and crossover nosebands are permitted but are not compulsory.
- 6.1.6. No boots, bandages, running or standing martingales are allowed.
- 6.1.7. Whips up to 1.2 metres in length are permitted.
- 6.1.8. Spurs (optional).
- 6.2. Acceptable attire is as follows:
 - 6.2.1. Helmet - All competitors must wear an equestrian helmet approved by the current Australian Standards Association or international equivalent, which must be securely fastened under the chin.
 - 6.2.2. Plain coloured or tweed hacking jacket, or ASH v-neck jumper or vest.
 - 6.2.3. Fawn or plain light coloured jodhpurs or stockman cut trousers.
 - 6.2.4. Plain or light coloured shirt.
 - 6.2.5. Tie (ASH preferred) or stock.
 - 6.2.6. Elastic sided short boots, boots worn inside trousers or top boots.
 - 6.2.7. Waistcoat and gloves (optional).
- 6.3. The horse, at the very least, should be clean. The horse's chin, ears, legs, mane and tail should be trimmed or be neatly presented.
- 6.4. Tack does not have to be new or extremely expensive. Older tack, well cared for, usually looks and fits better. Ensure that the tack is correctly fitted and does not rub or disturb the horse.
- 6.5. The rider attire should be neat; understated dress always gives a more professional appearance than the obvious and flamboyant.

7. THE ARENA AND MARKERS



8. GENERAL REGULATIONS AND MEMBERSHIP STRUCTURE

- 8.1. ASHLA is an incorporated entity, operating under a Licence Agreement with The Australian Stock Horse Society Limited. ASHLA is a Management Council and is governed by a Management Committee.
- 8.2. Pursuant to the Constitution of The Australian Stock Horse Society Limited (**Clause 14.3e**), Branches of the Society are encouraged to create a Committee to represent the interests of ASHLA members. The Committee may elect two delegates to represent them at General Meetings of ASHLA.
- 8.3. MEMBERSHIP
 - 8.3.1. Any girl or lady 13 years of age and under 18 years of age (Junior) and 18 years of age and over (Senior) can join ASHLA regardless of their present address.
 - 8.3.2. To remain a current member of ASHLA, members must be financial members of The Australian Stock Horse Society Limited and be eligible to compete in ASH events.
 - 8.3.3. A member is not considered financial until the necessary fees have been paid.
 - 8.3.4. ASHLA Management Council determines the yearly membership fee for ASHLA.
- 8.4. Any horse nominated in an ASHLA event or point score competition, must be a registered ASH, eligible for ASH competition and owned by a financial member of The Australian Stock Horse Society Limited.
- 8.5. POINT SCORE
 - 8.5.1. ASHLA runs its own Annual Point Score across a variety of events at National level and any current financial member of ASHLA can compete for the Point Score.
 - 8.5.2. ASHLA Committees can also run an ASHLA Point Score at Branch level.

9. ASHLA EVENT

- 9.1. CONDITIONS OF ENTRY
 - 9.1.1. The rider must be a current financial member of ASHLA at the time of competition.
 - 9.1.2. In an ASHLA event at Royal, National or State shows, riders must be current financial members of ASHLA at the time of the closing date of entries to be eligible to compete.
 - 9.1.3. Competition is open to Mares, Geldings or Stallions. Riders 13 years and under 18 years are not permitted to ride stallions in this event.
 - 9.1.4. In any ASHLA event, riders are allowed one mount only.
- 9.2. JUDGING CRITERIA - 100 points total
 - 9.2.1. 25 points for the Riding Ability – ability of rider to control and work her mount at all paces.
 - 9.2.2. 25 points for Horse's Ability, Manners and Paces – pleasant, educated mount showing ability and manners to work at all paces in hacking and working.
 - 9.2.3. 25 points for Dress, Equipment and General Presentation – to be clean neat and tidy.
 - 9.2.4. 25 points for Horse's Type and Conformation – demonstrate the all round ladies horse.
- 9.3. In the event of a tie in any placing of an ASHLA event, the Riding Ability section will be used as the initial count back system, followed by the Horse's Ability, Manners and Paces section, then the Dress, Equipment and General Presentation section, then the Horse's Type and Conformation section.

- 9.4. PREFERRED COLOURS: Traditional Green and Gold
- 9.5. PREFERRED ATTIRE:
- 9.5.1. Felt hat (not Western) or approved safety helmet. Riders 13 years and under 18 years – refer to regulations on protective headgear.
 - 9.5.2. Fawn or plain, light coloured stockman cut trousers or jodhpurs.
 - 9.5.3. Black or tan short, elastic sided, smooth soled riding boots.
 - 9.5.4. Long sleeved, button down shirt, light coloured.
 - 9.5.5. ASH Tie
 - 9.5.6. Long sleeved or sleeveless v-neck jumper, no riding jackets.
 - 9.5.7. Raincoat during wet weather.
- 9.6. PREFERRED TACK:
- 9.6.1. Australian Stock Saddle, fully mounted, leather mounts, type of stirrups optional.
 - 9.6.2. Square cut saddlecloth (ASH preferred).
 - 9.6.3. Single rein leather bridle, with leather or webbed reins (split reins not acceptable).
 - 9.6.4. Snaffle bit (Spanish, gag or twisted wire snaffles not acceptable).
 - 9.6.5. Spurs optional, rounded edges, not sharp, not western.
- 9.7. If entries are large, elimination judging at the discretion of the Judge may be necessary, taking all categories into consideration.
- 9.8. Finalists to be appointed as per judging sheet.
- 9.9. This event may be judged with one or two Judges. If two Judges are used, Judges cannot confer until after scores are finalised.
- 9.10. ASHLA will accept all Judges appointed by The Australian Stock Horse Society, Rodeo Committees and/or Show Committees unless called upon to appoint a Judge itself.
- 9.11. Novice ASHLA Rider awards may be available at capital city Royal Shows and the ASHS National Championships.
- 9.11.1. To be eligible for the award, riders must not have won an ASHLA event at a capital city Royal Show, or the ASHS National Championships.
 - 9.11.2. Competitors lose their Novice status after winning one Novice ASHLA Rider award.
 - 9.11.3. The rider with the highest score, out of those eligible for Novice status, will be the winner of the Novice ASHLA Rider Award.
- 9.12. These rules and regulations only apply to an event printed on the programme as ASHLA and do not apply to an event printed as Australian Stock Horse and Lady Rider.
- 9.13. Hints for Judges and Competitors are available on the Society's website http://www.ashs.com.au/member_forms/ASHLA/ASHLA_Guidelines_for_Judges_and_Comp_etitors.pdf

9.14. JUDGING CARD:

| | | | | | | |
|--|--|--|--|--|--|--|
| Horse - Registered Name or Number | | | | | | |
| Rider – Name or Number | | | | | | |
| Rider's Ability (25) | | | | | | |
| Horse's Ability, Manners & Paces (25) | | | | | | |
| Dress, Equipment & General Presentation (25) | | | | | | |
| Horse's Type & Conformation (25) | | | | | | |
| Total Score | | | | | | |
| Placing Awarded | | | | | | |
| Novice | | | | | | |

In the event of a tie in any placing of an ASHLA event, the Riding Ability section will be used as the initial count back system, followed by the Horse's Ability, Manners and Paces section, then the Dress, Equipment and General Presentation section, the Horse's Type and Conformation section.

ASH STOCKMAN'S TURNOUT CLASS

10. STOCKMAN'S TURNOUT CLASS

- 10.1. In a Stockman's Turnout class, the horse should be suitably equipped and the tack should include items that may be required for a day's work around the property. The horse should work in a relaxed manner and the gear well cared for and comfortable for both horse and rider. The horse should be a good walker, with a smooth canter - a horse you can ride all day.

11. JUDGING PROCEDURE

- 11.1. Competitors to be judged in the following format: Type and Conformation of Horse - 40 points, Presentation and Suitability of Gear - 40 points, Workout - 20 points.
- 11.2. Each horse should be judged individually.
- 11.3. A pattern will be set by the Judge and can include – walk on a loose rein, trot and canter on a light rein, stop, back-up and crack a stockwhip.
- 11.4. The workout should not be long or involved, just enough to show the horse will accept the gear.
- 11.5. The horse should remain settled at all times and work in a calm manner.
- 11.6. Judges should keep in mind that their decision should be based on the most suitable horse and rider combination, with clean and presentable gear which could do a day's stock work.

12. PRESENTATION

- 12.1. PRESENTATION – refer to Section 3 of the Events Handbook – Tack and Attire. Additional gear for the event could be as follows:
 - 12.1.1. Hobbles (either foot or knee, not both), stockwhip, pocket knife, quart pot, saddle bag, oilskin coat, matches, head collar and lead, fly veil, horn saw, pliers, fly oil and shears or any appropriate items needed for stock work.
- 12.2. It is recommended that competitors limit the number of items carried on the horse to a sensible level, in keeping with the particular type of stock work they represent.
- 12.3. The quart pot should look used and contain matches, tea and sugar. The saddle bag should contain something for the rider to eat.
- 12.4. The oilskin coat should be neatly rolled and attached by means of straps to the back of the saddle.

The Australian Stock Horse Society Limited

EVENTS RULES & REGULATIONS Novelty Events and Recreational Rides

Section 8

CONTENTS

| | |
|--|----------|
| NOVELTY EVENTS | 2 |
| 1. STARTING AND JUDGING THE WINNER – Bending and Flag Races..... | 2 |
| 2. SUGGESTED EQUIPMENT | 3 |
| 3. TACK AND ATTIRE FOR NOVELTY EVENTS | 3 |
| 4. FLAG RACE | 4 |
| 5. BENDING RACE | 5 |
| 6. BARREL RACE | 6 |
| 7. BONFIELD'S BOUNCE..... | 7 |
| 8. STOCK HORSE RACE | 8 |
| RECREATIONAL RIDES | 9 |
| 9. HINTS FOR ORGANISERS | 9 |
| 10. HINTS FOR RIDERS | 11 |

This Handbook contains the Rules and Regulations for Australian Stock Horse Events and Competitions for THE AUSTRALIAN STOCK HORSE SOCIETY LIMITED, as approved by the Board of Directors, and is effective from 11th March 2020.

Please note that from 11th March 2020, all prior regulations will be superseded and are null and void. The Board shall determine any question not provided for by these regulations. Alterations to the regulations by addition, deletion or amendment will be effected by resolution of the Board.

NOTICE

Branches and Management Councils may only conduct the events listed in this Handbook. The Board of Directors must approve any other event being considered by a Branch or Management Council prior to advertising the said event. The Society's Public Liability Insurance Cover will not cover Branches and Management Councils that act outside Approved Events or run events in conjunction with other committees or organisations.

NOVELTY EVENTS

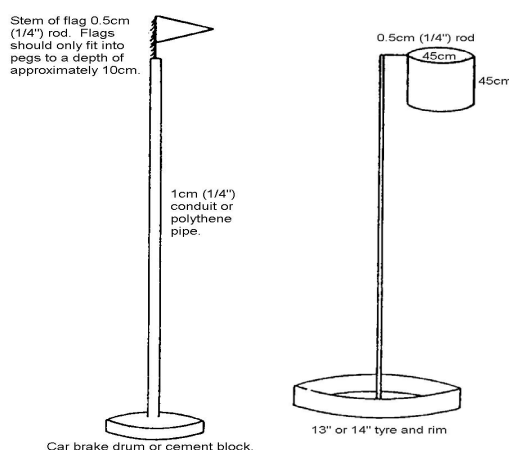
1. STARTING AND JUDGING THE WINNER – Bending and Flag Races

- 1.1. It is the option of the organisers to conduct the events as follows:
 - 1.1.1. In heats, semi-finals and finals, or
 - 1.1.2. Against the clock, or
 - 1.1.3. By taking the required number of fastest times to fill the placings, to be run off as the final, in a first past the post contest.
- 1.2. **HEATS, SEMI-FINALS AND FINALS**
 - 1.2.1. Procedure for Starting:
 - 1.2.1.1. The start is to be left to the judge's discretion, but he need not wait any longer than 30 seconds for any horse.
 - 1.2.1.2. There will be a standing start, but a moving start may be allowed at the judge's discretion.
 - 1.2.2. Procedure for Judging the winner and placegetters:
 - 1.2.2.1. If the event is run off in heats: only horses placed first in heats may run off in semi-finals and/or finals. If there are insufficient first placegetters in heats to fill all final placings, then horses placed second in heats are run off against each other for any unfilled minor placings.
 - 1.2.2.2. In heats or semi-finals, disqualified horses will take no further part in the event and should retire from the course without causing interference to other competitors.
- 1.3. **AGAINST THE CLOCK**
 - 1.3.1. Procedure for Starting – Electronic Timing:
 - 1.3.1.1. Start/finish line to be 6 metres from the cask. The back line of the starting box to be 6 metres from the start/finish line.
 - 1.3.1.2. The rider is given the signal to start by the starter.
 - 1.3.1.3. After the signal to start is given the rider proceeds to the starting box. The rider, on entering the starting box, must cease forward movement before starting.
 - 1.3.1.4. One false start only is allowed, i.e., breaking the beam before proper starting procedure has been observed.
 - 1.3.1.5. The judge is only required to wait 30 seconds for the rider to enter the box and start after the signal is given.
 - 1.3.2. Procedure for Starting – Manual Timing:
 - 1.3.2.1. Same rules as for electronic timing. Horse to be timed when the nose crosses the line.
 - 1.3.3. Procedure for Judging the winner and placegetters:
 - 1.3.3.1. In the event of all competitors in the final being disqualified for infringement of the rules, the final must be re-run to determine a winner.

- 1.3.3.2. If on the re-run all the competitors are disqualified for infringement of the rules, the placings will be determined by the times taken in the qualifying round and only if competitors remain equal, a re-run of horses concerned is conducted.
- 1.3.3.3. If some of the finalists are eliminated in the final or its re-run (if any) leaving insufficient competitors to fill all the placings, the remaining minor placings will be determined by the times taken in the qualifying round and only if competitors remain equal, a re-run of horses concerned is conducted.
- 1.3.3.4. If the final is a timed event and 2 horses register equal times, the placings will be determined by the times taken in the qualifying round.

2. SUGGESTED EQUIPMENT

- 2.1. The flag bag stand base be either a 13" or 14" tyre and rim.
- 2.2. The cask to be a peg with a bag attached at the top to collect flags. The flag bag or cask should swivel on its base or pole.
- 2.3. The base of a novelty event peg (i.e. bending or flag peg) should be a car brake drum or a cement block in shape and size of a 4 litre ice cream container, with a 25mm (inside) diameter UV hole in the centre of the block. The base of the cement block to be concave and smooth. The pole to be a 20mm (outside) diameter UV pipe - colour grey/white.
- 2.4. The pole to be between 1.35 and 1.5 metres high.



3. TACK AND ATTIRE FOR NOVELTY EVENTS

- 3.1. The competitor's attire must be neat and presentable at all times. Competitors must be mounted for presentations.
- 3.2. Competitor's standard for tack is as follows:
 - 3.2.1. Any type of bridle or bit with leather or webbed reins is permitted. Cavessons and dropped nosebands are permitted. Bosals and hackamores are not permitted.
 - 3.2.2. Stock saddles, fender saddles or English saddles are permitted. Western saddles or saddles with a horn are not permitted.
 - 3.2.3. Breastplates are recommended.

- 3.2.4. Head checks or running reins with stoppers are permitted.
- 3.2.5. Spurs and riding whips are permitted unless otherwise stated.
- 3.3. In novelty events the standard for the rider's attire is as follows:
 - 3.3.1. Australian style felt hat or equestrian helmet approved by the current Australian Standards Association or international equivalent. Competitors under 18 years – refer to regulations on protective headgear. No sports caps.
 - 3.3.2. Collared shirt with sleeves or polo shirt with sleeves.
 - 3.3.3. Stockman cut trousers, jodhpurs or jeans.
 - 3.3.4. Elastic sided short riding boots, boots worn inside trousers or top boots.
 - 3.3.5. In extreme weather conditions, a suitable jacket.
- 3.4. The judge has the right to call on any competitor to inspect their tack and attire and if illegal, the competitor is compelled to remove or change the offending article before competing.

4. FLAG RACE

- 4.1. There will be a cask or some similar approved container and five pegs to each line with a detachable flag on each peg.
- 4.2. Distance between pegs to be 6 metres and from cask to first peg to be 8 metres.
- 4.3. Spacing between lines of pegs to be 12 metres and there is no limit to the number of lines of pegs used.
- 4.4. There shall be a starting and finishing line 3 metres from the cask. If electronic timing is used, this line will be extended to 6 metres, the crossing of which, prior to the finish of the race, will earn disqualification.
- 4.5. A "line of demarcation" will be drawn or shown 6 metres on each side of each line of pegs, and competitors must keep within these lines. Crossing these lines will mean disqualification. Disqualified horses must withdraw immediately. Should a competitor, while crossing a demarcation line, interfere in any degree with another line of pegs, competitor or horse, the heat, semi-final or final in which this infringement occurs will be stopped as speedily as possible and re-run, but the competitor causing the infringement will be automatically disqualified.
- 4.6. The cask to be a peg with a bag attached at the top to collect flags. The flag bag and cask must be placed in a position to face the starting position.
- 4.7. Each competitor must leave the pegs on his/her right and take the furthest peg first, then the second furthest peg and continue in that sequence.
- 4.8. If the cask is knocked down by the competitor, he/she is to re-erect it before continuing.
- 4.9. Should the competitor fail to lodge any flag in the cask, he/she must dismount, pick up the flag, mount, and place the flag in the cask before continuing.
- 4.10. In the event of any flag being dropped or knocked down, the competitor must immediately dismount, pick up the flag, and continue in the correct sequence.
- 4.11. A competitor is considered to have crossed the demarcation line if one or more of the horse's feet are placed on or over the line.
- 4.12. A steward is required on each demarcation line to indicate disqualifications or infringements.
- 4.13. A competitor is not disqualified if, during the competition, he overrides the cask and passes over the start/finish line, providing he has not passed sideways over the line of demarcation. The start/finish line is not a penalty line. Exception: if electronic timing is used.

- 4.14. No horse may be held or accompanied to the starting line or outside assistance given. Penalty for breach of this rule is disqualification. Exception to this rule, is as follows:
 - 4.14.1. A Committee has resolved to permit riders under 13 years to be held at or accompanied to the starting line or riders under 13 years may be assisted to dismount to pick up a flag or cask, or have his or her mount held while remounting.
- 4.15. Hitting the horse with the flag incurs disqualification.
- 4.16. Schooling on the course is not permitted.
- 4.17. No receptacle or standard may be driven into the ground.
- 4.18. Any recall for infringement or false start will be by whistle or bell.
- 4.19. A broken peg is classified as a knock down.
- 4.20. The winner and placegetters are declared when the riders have passed the finishing line mounted on their horses and with all the flags in the cask, having completed the course in accordance with these rules.
- 4.21. Each horse may have only one start in the event.
- 4.22. NOTE: Refer to Suggested Equipment details.

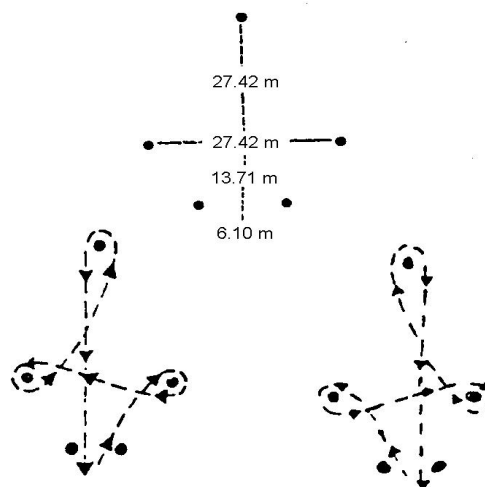
5. BENDING RACE

- 5.1. There will be five pegs.
- 5.2. The distance between the start line and the first peg will be 8 metres and between pegs, 6 metres.
- 5.3. Spacing between lines of pegs will be 12 metres and there is no limit to the number of lines of pegs used.
- 5.4. Competitors must leave the first peg on their right.
- 5.5. Each competitor must keep to his/her own line of pegs. Crossing over a demarcation line, placed 6 metres out from each line of pegs, will incur disqualification. A steward is required on each demarcation line to indicate disqualifications or infringements.
- 5.6. The competitor is deemed to have crossed the demarcation line if one or more of the horse's feet are placed on or over this line.
- 5.7. Knocking down of any pegs will mean disqualification.
- 5.8. No horse may be held or accompanied to the starting line or outside assistance given. Penalty for breach of this rule is disqualification. Exception to this rule, is as follows:
 - 5.8.1. A Committee has resolved to permit riders under 13 years to be held at or accompanied to the starting line.
- 5.9. Pegs should not be touched by the contestant's hands and if in the opinion of the judge a peg is deliberately prevented from falling such action can mean disqualification.
- 5.10. Schooling on the course is not permitted.
- 5.11. No peg or standard may be driven into the ground.
- 5.12. If at the judge's discretion, a false start is declared, riders will be recalled by whistle or bell.
- 5.13. A peg or pegs broken in a bending race will be deemed a knock down peg.
- 5.14. The winner and placegetters are declared when the riders have passed the finishing line mounted on their horses and with all pegs in their lines standing, having completed the course in accordance with these rules.

- 5.15. Each horse may have only one start in the event.
- 5.16. NOTE: Refer to Suggested Equipment details.

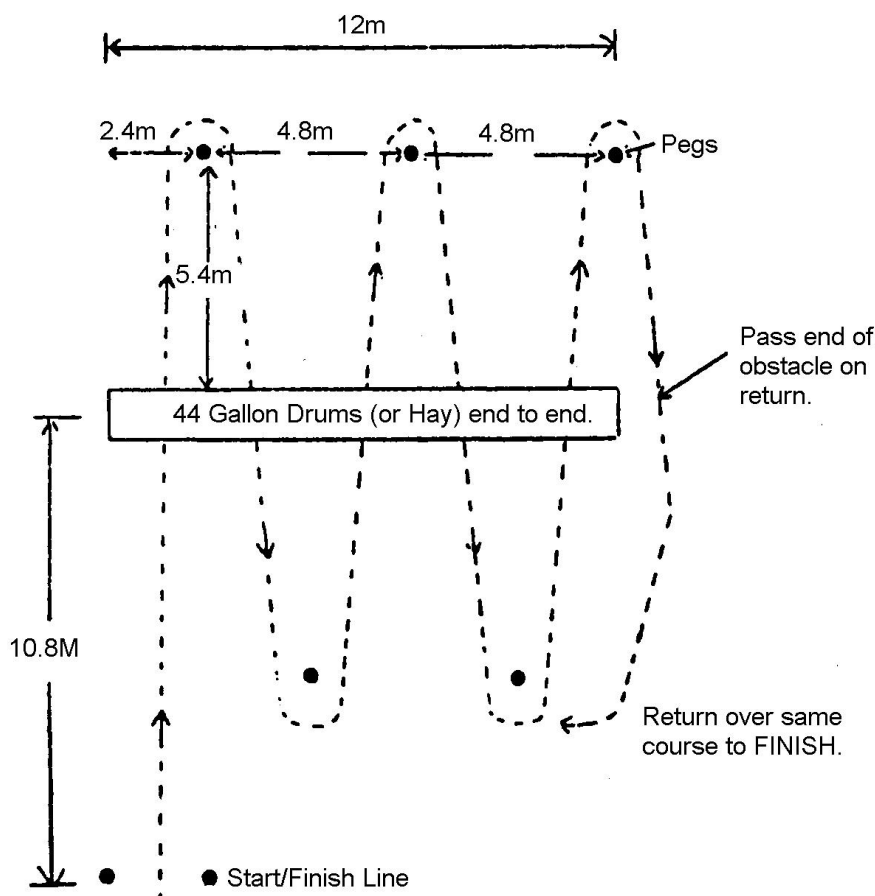
6. BARREL RACE

- 6.1. Barrel distances are as shown on the diagram. The outside edge of the barrel will touch the measured spot in order that the horse will be required to travel only the measured distance.
- 6.2. Barrels are to be 200 litre (44 gallon) size drums, with tyres.
- 6.3. Riders may go to either right or left barrel first, but must make one left hand turn and two right turns, or one right turn and two left turns.
- 6.4. The starting and finishing line and the position of the barrels must be marked permanently for the entire fixture.
- 6.5. A five second penalty will be added for:
 - 6.5.1. Each barrel knocked over.
 - 6.5.2. Each barrel touched with hand.
- 6.6. A flying start is allowed.
- 6.7. Riders are in the hands of the judges once they say they are ready, but judges will not start riders until they advise they are ready.
- 6.8. Watches used by timers to be in at least tenths of a second.
- 6.9. Horses are to be timed on the nose crossing the starting and finishing line.
- 6.10. There are to be at least two official timers - an official timer and a check timer. These timers to remain the same throughout the event, except in the case of sickness or injury.
- 6.11. Each horse may have only one start in the event.
- 6.12. In determining the first five placings, if any horses register equal times, the horses concerned will be re-run to determine their placings.
- 6.13. Disqualification to result from:
 - 6.13.1. Not following the prescribed barrel racing patterns.
 - 6.13.2. Excessive hitting of the horse with spurs, whips or any object whatsoever.
 - 6.13.3. The carrying of whip in the mouth.



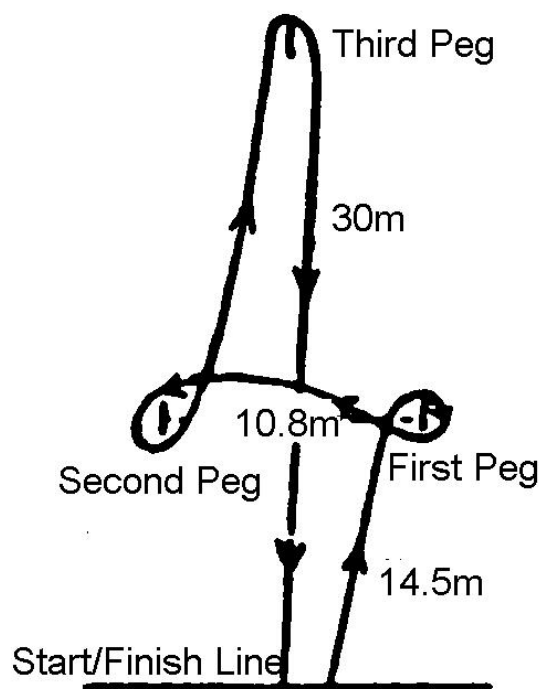
7. BONFIELD'S BOUNCE

- 7.1. Course and recommended distances as shown on the diagram.
- 7.2. The start/finish line and positions of the jumps and pegs are to be marked permanently for the entire event.
- 7.3. Drums should be chocked with poles to stop any movement.
- 7.4. Each horse is timed, which eliminates the running of heats. Horses are to be timed on the horse's nose crossing the start and finish line.
- 7.5. There are at least two official timers - an official timer and a check timer. These timers to remain the same throughout the event, except in the case of sickness or injury.
- 7.6. Each horse may have only one start in the event.
- 7.7. A flying start is permitted.
- 7.8. First two refusals are time faults only. Third refusal is elimination.
- 7.9. An error of course is elimination.
- 7.10. Pegs knocked down or broken is elimination.
- 7.11. There are no penalties for a peg or jump moving out of alignment. Stewards should re-align the peg or jump as quickly as possible.
- 7.12. The horse with all pegs standing, the course completed correctly and the fastest time will be the winner.



8. STOCK HORSE RACE

- 8.1. There will be a set course.
- 8.2. From the starting line to the first peg a distance of 14.5 metres.
- 8.3. Distance between the first and second pegs - 10.8 metres.
- 8.4. Distance down field to the third peg - 30 metres (overall from starting line).
- 8.5. From the starting line take a right-hand turn at the first peg.
- 8.6. Take a left-hand turn at the second peg.
- 8.7. Then down field taking a right-hand turn at the third peg.
- 8.8. Then back between the first and second pegs across the starting line.
- 8.9. Each horse is timed, which eliminates the running of heats.
- 8.10. There are at least two official timers - an official timer and a check timer. These timers to remain the same throughout the event, except in the case of sickness or injury.
- 8.11. The horse with the fastest time, all pegs standing, and the course completed correctly is the winner.
- 8.12. A peg knocked over or taken in the wrong direction incurs elimination.
- 8.13. Each horse may have only one start in the event.
- 8.14. A flying start is permitted.
- 8.15. The distances may be varied according to space available.



RECREATIONAL RIDES

9. HINTS FOR ORGANISERS

9.1. PLANNING THE RIDE:

- 9.1.1. When considering the route for the ride, it is advisable to compile two routes. A short route for inexperienced riders and a longer route for more advanced riders.
- 9.1.2. When planning a ride, the possibility of inclement weather should be considered along with the resulting changes to environment. The Branch should cancel a ride, even at short notice, if any of the following circumstances exist: landslides, boggy terrain, lightning strikes, rising rivers, and the like. Safety of participants is paramount.
- 9.1.3. Plan to keep the ride away from busy main roads as much as possible.
- 9.1.4. Notify the police and local council of the ride and enquire about any special requirements that may relate to the ride.
- 9.1.5. Obtain an update on traffic laws that regulate the control of horses, riders and persons in charge of horse drawn vehicles. Negotiate a police escort when riding along a busy public road.
- 9.1.6. Obtain written permission from landowners before crossing private land.
- 9.1.7. The Branch needs to clarify the current insurance policy with the Society before planning the ride – especially when the ride incorporates private land, National Parks, public roads and the like.
- 9.1.8. The route of the ride should be well marked and checked for hazards. The route should be accessible by vehicles in the event of an accident or unexpected problem. It is recommended that coloured markers or ribbon should be used every 500 metres.
- 9.1.9. Each group of riders must have allocated adequate supervision. A group leader and at least two competent riders must be appointed. These riders must be capable of assisting inexperienced riders and/or handling a nervous horse.
- 9.1.10. The group leader should have two-way access to other groups and support vehicles.
- 9.1.11. Do not plan to start the ride too early when conditions may be foggy and plan the ride to finish early, well before dark, leaving sufficient time to settle the horses after the ride.
- 9.1.12. Every two hours of the ride, the organisers need to supply horses with adequate water and refreshments for riders.
- 9.1.13. In the event of a horse being exhausted, distressed or being a danger to riders, the organisers need to provide suitable horse transport and return the horse to the place of origin of the ride. It is recommended that during the ride a veterinarian is available on call, in the case of an emergency. If necessary, the Branch may organise a pre-ride veterinary check for all horses.

9.2. ON THE DAY OF THE RIDE:

- 9.2.1. Check that all attending riders are current eligible members of the Society.
- 9.2.2. The minimum age for riders is eight years. Children under the age of eight years may only participate in the ride under parental guidance, and in a support vehicle.

- 9.2.3. Parents and guardians of riders, 8 years and under 15 years, are responsible for ensuring that the rider is accompanied by an adult during the ride. In the case of young riders, it is recommended that the accompanying adult lead the child at all times.
- 9.2.4. DOGS are not permitted on recreational rides.
- 9.2.5. It is the responsibility of the rider to do a safety check on saddlery before the start of the ride. Unsafe saddlery could prove very dangerous if a horse should take fright.
- 9.2.6. The organisers have the right to call on any rider to inspect their tack and attire and if found illegal or unsafe, the rider is compelled to remove or change the offending article before continuing on the ride.
- 9.2.7. All riders must comply with the following requirements:
 - 9.2.7.1. A hat with a broad brim or an equestrian helmet approved by the current Australian Standards Association or international equivalent. Riders under 18 years – refer to regulations on protective headgear.
 - 9.2.7.2. Collared shirt with sleeves or polo shirt with sleeves.
 - 9.2.7.3. It is recommended that riders have a suitable jacket, raincoat and/or sunburn cream.
 - 9.2.7.4. Stockman cut trousers, jodhpurs or jeans.
 - 9.2.7.5. Riding Boots - elastic sided short boots, boots worn inside trousers or top boots.
 - 9.2.7.6. Any type of well-maintained bridle with reins. The horse must have a bit in its mouth.
 - 9.2.7.7. Stock saddles, fender saddles and English saddles are permitted. Western saddles, saddles with a horn and treeless saddles are not permitted.
 - 9.2.7.8. Breastplates are recommended.
 - 9.2.7.9. Head checks or running reins with stoppers are permitted.
 - 9.2.7.10. Spurs and riding crops are optional.
- 9.2.8. All participants must remain sober when riding or driving - you can be breathalysed.
- 9.2.9. If a large number of riders attend the ride, it is advisable for them to be split into small groups. Each group must not exceed 15 riders. When splitting people into smaller groups, the organisers must consider the rider's ability and the horse's fitness.
- 9.2.10. The ride for inexperienced riders should be restricted to a walk. The ride for advanced riders may include a trot or slow canter. For safety reasons, under no circumstances should any rider gallop or race other riders.
- 9.2.11. Do not continue the ride, on the road, in foggy conditions or after dark. If you are unexpectedly caught in the dark, leave the road as soon as possible and make alternative arrangements to get the riders and their horses to the place of origin of the ride.
- 9.2.12. Do not travel in a manner considered negligent, reckless or to endanger the safety of the public or cause genuine concern or injury to any person, animal or damage to property.
- 9.2.13. Do not trot on surfaces that may be slippery or cause concern. Don't canter on bitumen roads.

ASHS – EVENTS RULES & REGULATIONS

*Novelty Events and Recreational Rides
Section 8 V2.0 – Page 10*

- 9.2.14. Remember to take the greatest care when crossing farmland or private property, look out for livestock and close all gates. Beware of water crossings, quicksand, rabbit and wombat holes.
- 9.3. HINTS FOR GROUP LEADERS:
- 9.3.1. For the convenience of others attending the ride, it is suggested that group leaders wear a fluorescent vest for easy identification.
- 9.3.2. Look and think ahead at all times. Be alert for possible hazards; avoid a situation involving danger or difficulty. If you foresee trouble then make a suitable detour.
- 9.3.3. Place the quietest horses at the front, on the outside and at the rear of your ride. This shields nervous and less experienced riders and horses.
- 9.3.4. Set a pace that is safe and comfortable for all members of a ride.
- 9.3.5. Form single file in areas where the road narrows or bends or the traffic is very heavy.
- 9.3.6. In the event of a horse being considered out of control or unsafe to others, arrange for a support vehicle to return the horse to the place of origin of the ride and place the horse in a safe yard.

10. HINTS FOR RIDERS

- 10.1. Do not travel in a manner considered negligent, reckless or to endanger the safety of others, cause genuine concern or injury to any person, animal or damage to property.
- 10.2. Riders should always keep a safe distance between them and the horse ahead (approximately 2 metres).
- 10.3. It must be expected that motor vehicle traffic will be encountered at any time on the roads. A person leading or riding a horse on a public road should exercise great care.
- 10.4. Do not straggle when riding across a major road — cross in a group at a brisk walk.
- 10.5. Do not exceed a walking pace around corners, across footways, bridges or street crossings.
- 10.6. Do not impede the progress of overtaking traffic. Move further to the left, providing always this can be done with safety.
- 10.7. Keep calm if a horse slips or falls and let the animal find its feet.
- 10.8. Do not upset your horse in traffic; the highway is no place to teach your horse discipline.
- 10.9. Ride on the left of the road and remember that vehicles move faster than you think.
- 10.10. Look to the right and left then to the right again before crossing a road or road junction. When the road is clear ride purposefully on, at a walk.
- 10.11. Obey "STOP" or "GIVE WAY" signs and traffic lights in the same way as motorists and give way to pedestrians.

The Australian Stock Horse Society Limited
EVENTS RULES & REGULATIONS
NCCA - Code of Cattle Care and Campdraft Competition
Rules, ASHS – Team Yarding and Station Cutting
Section 9

CONTENTS

| | |
|--|-----------|
| CODE OF CATTLE CARE | 2 |
| 1. INTRODUCTION..... | 2 |
| 2. POLICY STATEMENT | 2 |
| 3. CAMPDRAFT CATTLE | 2 |
| 4. GENERAL ANIMAL WELFARE CONCERNS IN CAMPDRAFTING | 3 |
| CAMPDRAFT COMPETITON RULES | 3 |
| 5. JUDGING - General | 3 |
| 6. JUDGING – Cut Out/Camp | 4 |
| 7. JUDGING – Horse Work/Course..... | 4 |
| 8. CLASSES OF HORSES | 6 |
| 9. HORSE STATUS | 6 |
| 10. COMPETITOR STATUS | 7 |
| 11. GENERAL RULES | 8 |
| 12. SMALL ARENA CAMPDRAFTING | 8 |
| TEAM YARDING | 9 |
| 13. RULES | 9 |
| 14. LAYOUT OF TEAM YARDING ARENA..... | 10 |
| STATION CUTTING | 11 |
| 15. WHAT IT’S ABOUT | 11 |
| 16. JUDGING THE COMPETITION | 11 |
| 17. SCORING THE EVENT | 12 |
| 18. PENALTIES..... | 12 |
| 19. TACK AND ATTIRE | 13 |
| 20. CATTLE..... | 13 |
| 21. DUTY OF TURN BACK RIDERS | 14 |
| 22. JUDGING CARD | 14 |
| 23. LAYOUT OF CUTTING ARENA | 15 |

This Handbook contains the Rules and Regulations for Australian Stock Horse Events and Competitions for THE AUSTRALIAN STOCK HORSE SOCIETY LIMITED, as approved by the Board of Directors, and is effective from 31st August 2021.

Please note that from 31st August 2021, all prior regulations will be superseded and are null and void. The Board shall determine any question not provided for by these regulations. Alterations to the regulations by addition, deletion or amendment will be effected by resolution of the Board.

NOTICE

Branches and Management Councils may only conduct the events listed in this Handbook. The Board of Directors must approve any other event being considered by a Branch or Management Council prior to advertising the said event. The Society’s Public Liability Insurance Cover will not cover Branches and Management Councils that act outside Approved Events or run events in conjunction with other committees or organisations.

CODE OF CATTLE CARE

1. INTRODUCTION

- 1.1. This Code is intended to complement and support existing legislation. The staging of campdrafts and the conduct of those involved are subject to the relevant legislation requirements in each State.
- 1.2. The rules for the care, treatment and welfare of campdraft livestock are to be observed by all campdraft personnel at each campdraft affiliated with the National Campdraft Council of Australia (NCCA) and their member Associations.
- 1.3. If, for any reason, there is a conflict between the rules of competition and the code for the care, treatment and welfare of campdraft livestock then the latter shall prevail, without qualification.
- 1.4. Any competitor failing to comply with the animal welfare rules of the NCCA including unnecessary roughness to livestock during competition in the opinion of the judges shall be disqualified from the event.

2. POLICY STATEMENT

- 2.1. It is the policy of the NCCA that animals used in campdraft events shall be treated humanely and with proper consideration for their health and welfare.
- 2.2. The rules for the conduct of campdraft events shall be consistent with this policy and shall be specifically designed to prevent cruelty and minimise the risk of unintentional injury or mistreatment.
- 2.3. The voluntary Code of Conduct shall be binding on the NCCA, its officers, members and affiliated campdraft committees.

3. CAMPDRAFT CATTLE

- 3.1. All cattle used in campdrafting must be a suitable size and in a healthy, strong condition, as dictated by normal circumstances for open range cattle in that particular region.
- 3.2. Female stock in obvious pregnant condition must not, under any circumstances, be used in any campdrafting event.
- 3.3. Assembly of stock must be in stock-proof yards. All yards and loading ramps must be constructed and maintained to minimise stress or inconvenience.
- 3.4. All cattle presented by the Committee for use in competition must be fed and watered in accordance with normal husbandry methods for cattle in transit by droving or motor transport.
- 3.5. Shelter from heat, wind and cold is not considered necessary for cattle except in extreme conditions of climate.
- 3.6. At the completion of unloading stock a representative of the promoting committee to inspect stock and any injured animals are to be treated and placed in a situation to relieve stress as soon as practical.
- 3.7. During each and every event, a representative of the committee will supervise the use of stock to ensure the continued suitability of stock for use during such event.

- 3.8. Where an animal is deemed to be in a state of distress requiring euthanasia, the person responsible for the animal must ensure that it is carried out as soon as possible, humanely and results in immediate death. Euthanasia must be performed only by persons competent in the method used and licensed where appropriate.
- 3.9. In campdrafting events, cattle may only be used once at the same venue.
- 3.10. The Judge may order the removal from the camp of unsound or distressed cattle.
- 3.11. All horses shall be presented in body condition and soundness satisfactory to the judge of the campdraft. The Judge must disqualify from competition any horse not meeting the requirements.
- 3.12. The Judge must disqualify any competitor causing unnecessary distress to either horse or beast in any campdraft.

4. GENERAL ANIMAL WELFARE CONCERNS IN CAMPDRAFTING

- 4.1. Poor preparation of arena surfaces.
- 4.2. Use of unfit and unsuitably trained horses for campdrafting events.
- 4.3. Overworking of cattle following the completion of Campdraft run.
- 4.4. Use of sharpened spurs. Tack and equipment used.
- 4.5. Use of inappropriate bits that cause unreasonable pain and suffering.
- 4.6. Campdrafts being run in excessively hot weather.

CAMPDRAFT COMPETITION RULES

5. JUDGING - General

- 5.1. Where there are differences between ASHS and NCCA rules, ASHS rules will take precedence.
- 5.2. When selecting a Campdraft Course, the Judges should try to set a course, which will allow competitors to compete in an attacking and attractive manner. Under no circumstances should a Judge attempt to set a hard or difficult course as this practice only produces sub-standard campdrafting, which is unattractive to spectators and is not in the best interest of promoting the sport.
- 5.3. The Judge should address the competitors prior to the commencement of a campdraft.
- 5.4. Maximum points are: horse work — 70 points; cut out — 26 points; course — 4 points, to give a total of 100 points.
- 5.5. The number of cattle in the camp will be left to the discretion of the Judge, cattle steward and cattle donor. It is recommended that there shall be a minimum of six head of sound stock in the camp at any time. The exception being the Junior Campdraft, 8 years & under 13 years, where there is only one (1) head of sound cattle in the camp.
- 5.6. Yard clearing and spelling procedures are to be specified at the beginning of the campdraft.
- 5.7. A competitor may discuss with the judge:
 - 5.7.1. Only course points or
 - 5.7.2. In a polite manner, aspects of the judge's ruling on their run.
- 5.8. THE JUDGE'S DECISION WILL BE FINAL.

- 5.9. When multiple Judges are used, individual scores should be announced prior to the aggregate score.

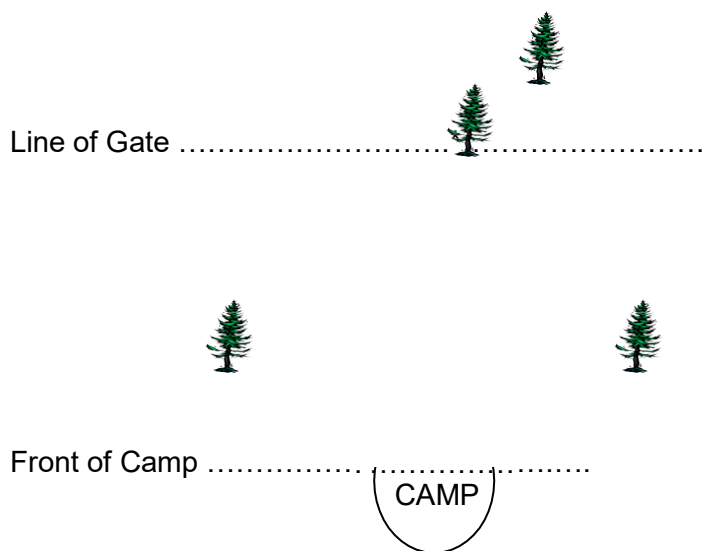
6. JUDGING – Cut Out/Camp

- 6.1. The Judge should order the removal from the camp of unsound or distressed cattle or cattle that may interfere with the competitor's cut out and immediately replace with the same number with sound cattle.
- 6.2. The competitor must not 'try out' or work a beast until instructed by the Judge to commence their cut out.
- 6.3. Once a competitor starts to work a beast, they accept it as sound.
- 6.4. If a Judge deems it necessary to interrupt a competitor's cut out, a fresh beast may be selected if so desired; the original beast chosen must first be removed from the camp and replaced with a fresh beast.
- 6.5. Cut out points will be held by the horse whether it scores outside or not.
- 6.6. Disputes over foul-ups at the cut out gate will be settled by the Judge.
- 6.7. In the event of the beast breaking out of the face of the camp before the competitor calls for the gate, they must follow it. If the Judge considers the competitor has been unduly disadvantaged and has not significantly contributed to the breakout, a re-run may be awarded.
- 6.8. In the case of a breakout of cattle from the camp, the number of replacement cattle is to equal the number of breakout cattle.
- 6.9. Where a re-run is awarded in relation to rule 2.7 and 2.8 the competitor shall *receive the lesser of the two cut out scores*.
- 6.10. In any run-off for cut out prizes, each horse's score must be announced as soon as the individual cut out is completed. A fresh beast must be added after each cut out.
- 6.11. A committee using the two-camp system must clearly state on their program that the system will be used and also advise any prospective Judge.
- 6.12. A cutout is not complete until both beast and rider have exited the camp through the front gate.
- 6.13. DISQUALIFICATION – A competitor will be disqualified for:
- 6.13.1. Losing the beast twice into the cattle or, at the discretion of the Judge losing control of the beast for the second time.
 - 6.13.2. Unnecessary delay while selecting a beast.
 - 6.13.3. Changing beast after being clear of the cattle.
 - 6.13.4. Calling for the gate with more than one beast in front of the horse and subsequently taking more than one beast out of the camp.

7. JUDGING – Horse Work/Course

- 7.1. The time limit for completion of course will be 40 seconds. The start of a run is when the horse exits the cut out.
- 7.2. The maximum points for the course will be 4 points. Points for the course shall be allocated as follows: 2 points for the first peg; 1 point for the second peg; 1 point for the gate.
- 7.3. The course shall be either left or right hand at the discretion of the Judge and should be set to allow attractive campdrafting suited to the particular arena's size and condition.
- 7.4. The competitor is allowed two attempts at each peg.

- 7.5. A missed peg must be completed before attempting the next peg.
- 7.6. In the event of a split peg it will be classed as a missed peg and a competitor be allowed a second chance at the peg and, if successful, will be allocated points for the peg.
- 7.7. The first peg must be completed in order for the competitor to receive horse work points. The first peg is completed when the line between the 1st and 2nd peg is recrossed. If the first peg is knocked down the run is terminated. However, if the second peg is knocked down by either horse, rider or beast the competitor shall “go on” to the gate and no, course points will not be allocated for the second peg or gate. If a gate peg is knocked down no gate points can be allocated.
- 7.8. In the case of a deliberate knockdown peg or deliberate split peg the competitor will be disqualified. Clarifications of a knockdown peg - Knockdown of a peg that has PVC pipe over electric fence post. When the PVC pipe is on the ground it is classed as a knockdown peg.
- 7.9. The line of the gate is a line parallel to the front of the camp, which passes through the left hand peg of the gate for a right hand course. At the Judge’s discretion the gate may be offset.
- 7.10. The diagram below shows the line of the gate for a right hand course.



- 7.11. Only one attempt to complete the gate is allowed once the beast and competitor have crossed the line of the gate. If the attempt is unsuccessful the Judge shall terminate the round and score the competitor, provided that in the opinion of the Judge, the competitor has control of the beast.
- 7.12. If beast and competitor fail to cross the line of the gate, a second attempt to cross the line of the gate is required. On the second attempt, the beast and competitor must cross the line of the gate to be scored (time permitting).
- 7.13. A horse that clips a beast when changing sides shall not be penalised, however a horse that badly hits a beast over the hocks or runs up the rump of a beast will be disqualified.
- 7.14. In liaison with the Committee, a Judge will be allowed to restrict the number of faults a competitor is allowed in competition in the interests of safety, animal welfare or exceptional circumstances due to hold ups or time to complete the programme. Any protocols applied in the first round of any campdraft may be applied in the final of that campdraft.
- 7.15. Provided the first peg is completed, a competitor in control of his/her beast when time has lapsed, regardless of position on course, must be scored.
- 7.16. In the event of a beast being distressed or bailing up and attempting to horn a horse, the Judge shall terminate the round and score the competitor (provided the first peg has been completed).
- 7.17. Where the judge terminates an outside run due to interference or safety concerns and the competitor is awarded a re-start, the competitor will start again with the lesser of the two cut out scores with the original entitlement of cattle.

ASHS – EVENTS HANDBOOK

- 7.18. DISQUALIFICATIONS – A competitor will be disqualified for:
- 7.18.1. Knocking down the first peg by either horse, rider or beast.
 - 7.18.2. Losing control of the beast in the arena.
 - 7.18.3. Running a beast into the arena fence.
 - 7.18.4. Running a beast around the back or past the gate before completing the first and second pegs.
 - 7.18.5. Running a beast outside the second peg before completing the first peg.
 - 7.18.6. Running a beast through the gate from the front.
 - 7.18.7. Running a beast past the gate on the wrong side.
 - 7.18.8. Failing to have control of the beast after passing behind the gate.
- 7.19. TERMINATION OF ROUND – A competitor shall cease to work the beast when:
- 7.19.1. The timekeeper's whistle has blown to terminate the round.
 - 7.19.2. The Judge terminates the round.
- 7.20. OTHER DISQUALIFICATIONS – A competitor will be disqualified for:
- 7.20.1. Turning tail to the beast. A tail turn is a turn executed by a horse in the opposite direction of the beast's line.
 - 7.20.2. Badly hocking the beast or running up its rump.
 - 7.20.3. A fall of horse or rider causing loss of control.
 - 7.20.4. Ill-treating either the beast or horse.
 - 7.20.5. Refusal to compete on sound available stock.
 - 7.20.6. Not being present on the third call.
 - 7.20.7. Horse bucking, rearing or out of control.
 - 7.20.8. Excessive or harsh use of bit or spurs. No whip or switch may be used.
 - 7.20.9. Competitor is not considered to be in safe control of their horse.

8. CLASSES OF HORSES

- 8.1. Maiden Horses - A Maiden horse ceases to be a maiden if it has won an event in any class or contest except Junior, Juvenile, Associate, Futurity and Encouragement Campdrafts or Team events.
- 8.2. Novice Horses - A Novice horse is a horse which has won first prize in a Maiden, Novice, Ladies or Restricted Campdraft and remains a Novice until the horse has won a further three Novice Campdrafts. A horse that has won an Open Campdraft ceases to be a Novice. A horse can win four Novice Campdrafts if it has not won first prize in a Maiden. ALL Associations will implement from the start of each Associations points year. Once a horse has broken status in their Association that status is carried through to ALL Associations.
- 8.3. Open Horses - An Open horse is a horse, which has won a first prize in an Open Campdraft or has completed its Novice status.

9. HORSE STATUS

- 9.1. Any event advertised as a Campdraft, either in written or verbal form of advertising, shall change the status of a horse whether the event is affiliated with a recognised Campdraft Association or not.
- 9.2. For a competition to be deemed a campdraft, either entry fees are charged or prize money given. Where awards are given and no additional entry fee is charged for any campdraft event, horse status will not be altered.

- 9.3. Restricted Campdrafts
 - 9.3.1. A win in a registered Breed Society Campdraft, or Invitation Campdraft will alter the status of the horse as per the status of the event. If the class is unspecified, the status will be determined by the highest status of horse that competes.
 - 9.3.2. A win in Restricted Campdrafts (e.g. Shire, Stallion, Old Buffers, Associate, Zone Finals and the like) will alter the status of the horse, as in Maiden.
- 9.4. The status of a horse, winning a Campdraft will be determined by the highest class of horse that competes with the exception of Juniors, Juveniles, Ladies, Old Buffers, Associates and Encouragement Campdrafts. The winner attains the status of the highest class of horse participating e.g. if one Open horse competes then it is classed as an Open Campdraft.
- 9.5. The first round of any Campdraft must be completed before any winner can be decided. Where two or more horses tie for first place the winner shall be determined by a run-off, however under exceptional circumstances, a draw will determine the winner of the Campdraft if a run-off is not possible with only the winner breaking status.
- 9.6. As a positive response to committees that wish to run a cattle-type contest without damage to a horse's status, the NCCA will accept the following types of contest without any penalty to the winning horse:
 - 9.6.1. Cattle Working Contest — Contest 1
 - 9.6.1.1. If cut out and horse work points are allocated by the Judge of the contest then both the first and second pegs must be removed from the course. The gate is optional to the committee.
 - 9.6.2. Cattle Time Trial — Contest 2
 - 9.6.2.1. The normal campdraft course may be used so long as the winner is determined on a "time" basis and the Judge allocates neither cut out nor horse work points.
- 9.7. Team Campdrafts do not affect the status of any horse.
- 9.8. At campdraft training days no horse's status will be broken.
- 9.9. Status of Horses at a fixture - At a fixture, the horse's status will be as at the beginning of each campdraft at that fixture.

10. COMPETITOR STATUS

- 10.1. JUNIOR RIDER
 - 10.1.1. A Junior campdraft competitor shall be aged 8 years and under 13 years.
- 10.2. JUVENILE RIDER
 - 10.2.1. A Juvenile campdraft competitor shall be aged 13 years and under 17 years. Under ASHS rules, the Juvenile age is 13 years and under 18 yrs.
- 10.3. ASSOCIATE RIDER
 - 10.3.1. An Associate campdraft competitor shall be aged from 17 years and under 21 years. Under ASHS rules, the Associate age is 18 years and under 21 years.
- 10.4. ENCOURAGEMENT RIDER
 - 10.4.1. An Encouragement Campdraft Competitor shall be 17 years and over. An Encouragement campdraft competitor is one who has not won an Open Age Campdraft (i.e. Maiden, Novice, Open, Ladies, Associate) or a Restricted campdraft as in 9.3.
 - 10.4.2. A win will not alter the status of the horse. Competitors cease to be eligible to compete after winning two (2) Encouragements or one (1) Open Age campdraft.
 - 10.4.3. Campdrafts for Encouragement riders may be further restricted by age, geography (e.g. Shire), status of horse (e.g. Maiden horse) or sex.

11. GENERAL RULES

11.1. TACK AND ATTIRE

- 11.1.1. Campdraft competitors must wear a hat (not cap) or safety helmet, boots, collared full-buttoned shirt and long trousers in competition at all times. Competitors must be neat and presentable.
- 11.1.2. Competitors must be suitably attired and mounted for presentations.
- 11.1.3. Competitors are allowed to ride in saddlery of their own choice, and horses can be worked in any bits, however the horse must have free use of its head and any type of head tie-down, running reins, head checks etc. must not be used. The judge has the right to call on any competitor to inspect their gear and if gear is illegal, the competitor is compelled to remove the offending article before competing.
- 11.1.4. Suitable spurs are allowed but no whip of any kind may be carried or used by a competitor in a campdraft.
- 11.1.5. All nosebands attached to the bit are to be a minimum of 20mm in width and of leather construction.
- 11.1.6. Rings with Stops can be used in Junior, Juvenile, Encouragement, Maiden and Ladies Campdrafts.

11.2. ILLEGAL ENTRIES

- 11.2.1. Persons found guilty of an illegal entry of a horse must return all winnings relating to the offence to the Committee where the offence took place and the guilty party, including the horse, may be suspended for a minimum of three calendar months.

11.3. SUBSTITUTION

- 11.3.1. Any campdraft that imposes restrictions on rider status cannot have a substitute rider.

11.4. INSUFFICIENT FULL SCORES

- 11.4.1. The cumulative score from each round be carried forward into subsequent rounds.
 - 11.4.1.1. Those competitors carried forward from an elimination round on a full score shall have preference in aggregate placings over those carried forward on cut out scores only.
 - 11.4.1.2. In the case of two or more full rounds and a final, those going into the final on a combination of full scores will have preference in aggregate placings.
- 11.4.2. If there are insufficient full scores to fill final placings, the Committee may use cut out scores only to fill minor placings.

11.5. PLACINGS IN AN EVENT

- 11.5.1. If there are two or more horses on the same score at the conclusion of an event or final of an event, placings will be decided on the run off score.
- 11.5.2. All horses are allowed no more than one first round start per event.

12. SMALL ARENA CAMPDRAFTING

- 12.1. Small arena campdrafting is conducted under the same rules as Large Arena Campdrafting. The recommended minimum width of the arena will be 40metres and the recommended minimum length will be 70metres.
- 12.2. Comments:
 - 12.2.1. Any work using the arena fence and work taking the beast outside the course proper and returning to commence the course will be penalised and judged

ASHS – EVENTS HANDBOOK

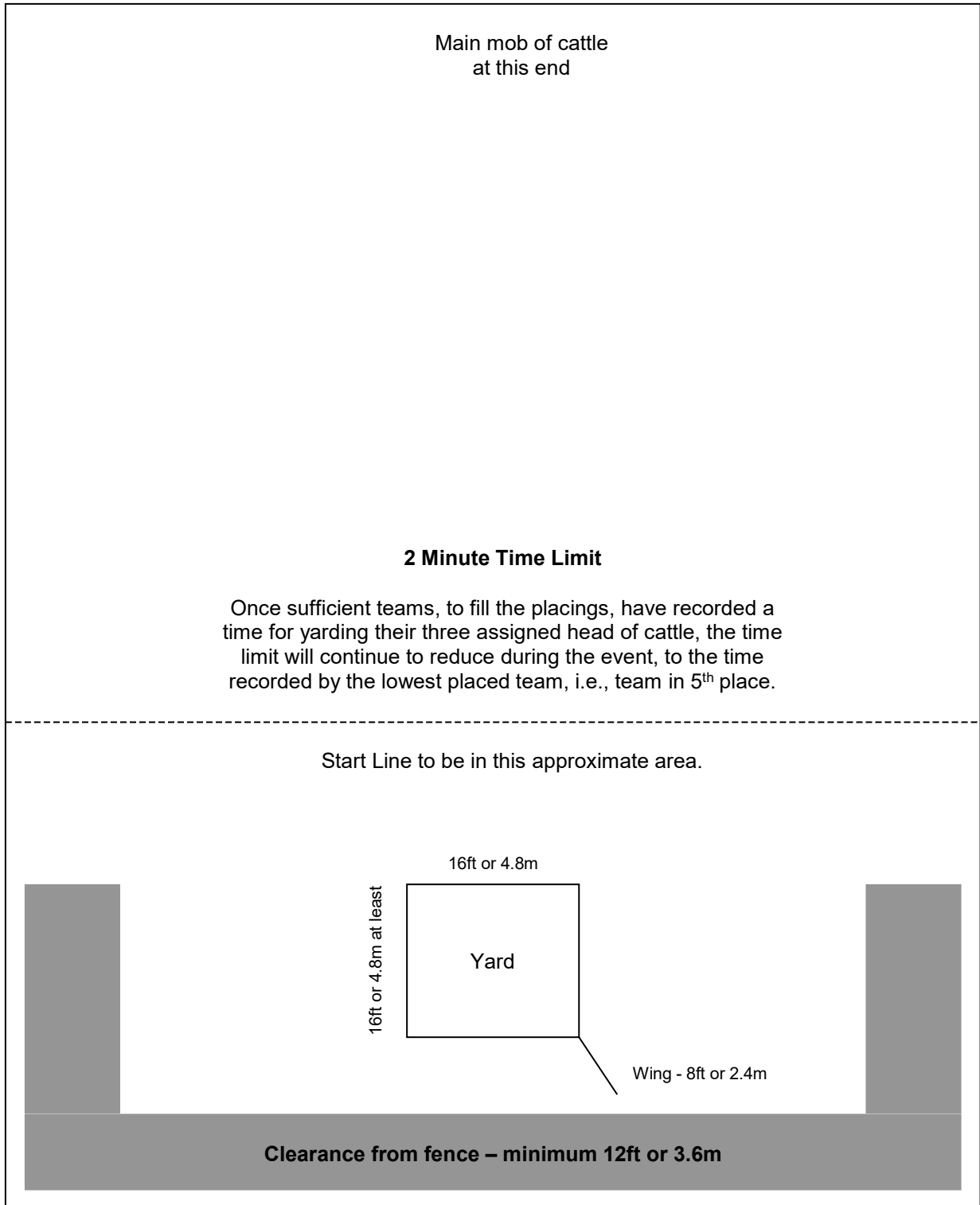
accordingly in horse work points. It will be up to the Judge to determine when a rider has lost control and end the work.

TEAM YARDING

13. RULES

- 13.1. A team consists of three riders.
- 13.2. Announcer to advise the collar colour, or the cattle identification number, as the first competitor crosses the starting line.
- 13.3. Within a two minute time limit, a team will attempt to cut out from the mob and yard three (3) head of cattle with the same assigned colour or identity number. A 30 second warning bell should be given prior to the end of the run.
- 13.4. Once sufficient teams to fill the placings, have recorded a time for yarding their three assigned head of cattle, the time limit will continue to reduce during the event, to the time recorded by the lowest placed team, i.e., team in 5th place.
- 13.5. The starting line will be either in the centre of the arena or can be on the yard side of centre. All cattle must be behind the starting line before time begins.
- 13.6. Time for a run commences when the first of the three horses crosses the starting line.
- 13.7. The yard will be located either in the centre or to one side of the arena.
- 13.8. The yard to be approximately 16ft (4.8 metres) wide and at least 16ft (4.8 metres) deep with one 8ft (2.4 metres) wing.
- 13.9. The yard and the end of the wing to be a minimum of 12ft (3.6 metres) from the fence line.
- 13.10. A team can call for time only once.
- 13.11. To call for time one rider must stand in the gateway and raise his/her hand after some, or all, of the assigned cattle are yarded.
- 13.12. A team may call for time with only one or two of the assigned cattle yarded, however, teams yarding three head of cattle will place higher than those yarding two and two will place higher than one, regardless of time.
- 13.13. Time cannot be given until the assigned cattle are in the yard and all other cattle are behind the starting line.
- 13.14. No time will be given if incorrect cattle are in the yard when time is called.
- 13.15. A team exhibiting any unnecessary rough handling or riding into the mob at excessive speed, may be disqualified.
- 13.16. No whips can be carried into the arena. No hitting of cattle with any object will be allowed.
- 13.17. Cattle must be gathered and settled prior to each run.
- 13.18. The organising committee will determine the number of runs allowed per competitor and number of times a horse may compete in any one event.
- 13.19. It is recommended that there be 30 head of cattle in the arena for most competitions. Local conditions and arena size may dictate a variation to this number. It is recommended that no more than 18 head are used for junior events.
- 13.20. At the discretion of the judge a team may be awarded a re-run if one or more head of their cattle is deemed unsuitable or escapes from the arena.
- 13.21. Any more than 5 head of cattle across the starting line at any time incurs a no time (disqualification).
- 13.22. An elected disputes committee must be available to deal with any breach of rules or protest.

14. LAYOUT OF TEAM YARDING ARENA



STATION CUTTING

15. WHAT IT'S ABOUT

- 15.1. To select a single steer from the mob – gently guide it into the centre of the arena and then with lightning fast starts and turns, prevent it from ducking past the horse and escaping back to the safety of the mob.
- 15.2. Cutting out cattle from a mob is a necessity in the beef producing areas of outback Australia where station hands overcome isolation and the lack of facilities to separate individual cattle for branding, market, medical treatment or drafting.
- 15.3. In the controlled environment of an arena, it developed as an event, known as Station Cutting. The event comes alive in a test of intelligence, training and skill. In competition, the horse and rider must work together as a team in demonstrating their cattle handling skills.
- 15.4. The horses are specially trained and are known for their athletic ability and good temperament. Station Cutting offers excitement for competitors and spectators alike.

16. JUDGING THE COMPETITION

- 16.1. The event begins as horse and rider cross the time line and move quietly towards the mob, deliberately and without hesitation. Competitors have a maximum time limit of two minutes to complete their work.
- 16.2. The rider may use two hands on the reins and have light contact with the horse's mouth whilst selecting and working the beast. Once the beast is isolated from the mob and in the working area, the rider should allow the horse more freedom to demonstrate its skills.
- 16.3. The horse should match the beast's every move to prevent its natural inclination to return to the mob. The horse should show the ability to react instinctively to the beast's movements, with minimal direction from the rider.
- 16.4. Competitors are allowed a maximum of three head of cattle to work. The competitor may quit the beast when:
 - 16.4.1. The beast is under the competitor's control,
 - 16.4.2. The beast is obviously turned away, or
 - 16.4.3. The beast is lost behind the turn back horses.
- 16.5. The horse should not lose his working advantage by going past a working beast.
- 16.6. The competitor will cease being judged once three beasts have been worked or the time limit has expired – whichever occurs first.
- 16.7. Once the time limit has expired, a bell or whistle will be sounded and the competitor must cease work immediately.
- 16.8. The Judge will evaluate the competitor's work as follows:
 - 16.8.1. The challenge put forward by the beast – the speed and determination of the beast to return to the mob.
 - 16.8.2. The horse's instinctive reactions and ability to block and hold the beast in the working area away from the mob.
 - 16.8.3. Errors in judgement by the horse or rider during the competition.
- 16.9. The competitor will be scored out of 100 points. The competitor with the highest points will be declared the winner. In the event of two or more horses having equal top points, a run-off will be required to determine the winner.

17. SCORING THE EVENT

17.1. The event will be scored out of 100 points to be divided as follows:

- 17.1.1. Cut out 25 points
- 17.1.1.1. The horse and rider's ability to cut out the chosen beast and move it to the working area as expeditiously as possible without causing disturbance to the mob.
 - 17.1.1.2. The horse and rider's ability to enter the mob quietly with very little disturbance to the mob or to the beast brought out.
 - 17.1.1.3. The horse and rider's ability to cut out the beast toward the working area to commence competition.
- 17.1.2. Control 25 points
- 17.1.2.1. The horse and rider's ability to keep the beast in the centre of the working area.
 - 17.1.2.2. A horse that works the cattle smoothly and retains the working advantage.
 - 17.1.2.3. The horse driving the beast a sufficient distance from the mob to assure that the mob will not be disturbed.
- 17.1.3. Degree of Difficulty 25 points
- 17.1.3.1. How fast the beast moves in its efforts to escape from the working area, coupled with how close the horse has to get to the beast in its efforts to keep it in the working area.
- 17.1.4. Eye Appeal 25 points
- 17.1.4.1. Overall impression of how the horse and rider looked and how correctly they performed the above tasks.
 - 17.1.4.2. A horse that works the beast in a smooth and effective manner with minimal assistance from the rider.
- 17.2. The points for the four categories above are added together and the total number of penalties is deducted to obtain a score.

18. PENALTIES

18.1. The competitor will be penalised each time the following occurs:

- 18.1.1. Minor penalties – one point
- 18.1.1.1. Any noise directed by the contestant towards the mob or beast.
 - 18.1.1.2. A horse being visually cued by the rider.
 - 18.1.1.3. A horse losing the working advantage, by going past the working beast.
- 18.1.2. Intermediate penalties – three points
- 18.1.2.1. Each time a horse scatters the mob while working a beast or picks up other cattle through the fault of the horse.
 - 18.1.2.2. The competitor will be penalised each time the back or side fence actually stops or turns the beast being worked.
 - 18.1.2.3. Quitting a beast not under the competitor's control.
 - 18.1.2.4. The horse being excessively spurred or spurred on the shoulder.

- 18.1.2.5. The horse pawing, biting or kicking at cattle.
- 18.1.3. Major penalties – five points
 - 18.1.3.1. The horse loses the beast back into the mob.
 - 18.1.3.2. Failure to separate a single beast after leaving the mob.
 - 18.1.3.3. Changing cattle after a specific commitment.
 - 18.1.3.4. A competitor who, in the opinion of the Judge, continues to work a beast after the time limit bell or whistle has sounded.
- 18.1.4. Elimination
 - 18.1.4.1. At the Judge's discretion, a competitor may be eliminated for horse abuse or excessive disturbance to the mob or mistreatment of cattle.
 - 18.1.4.2. If a horse's tail turns towards the beast being worked.
 - 18.1.4.3. When a rider falls from a horse and/or the horse falls to the ground.
 - 18.1.4.4. Illegal tack.

19. TACK AND ATTIRE

- 19.1. Horses must be ridden in a bridle with a snaffle bit. The bridle shall have no noseband or head checks, running reins, running rings or any device giving the rider extra control over the horse.
- 19.2. Australian style stock saddles are preferred (stirrups and leathers optional style). Fender saddles are permitted. Western saddles or saddles with a horn are not permitted.

20. CATTLE

- 20.1. It is important that the cattle are in good physical condition and should weigh 220 kilograms or more. Yearling and two year old cattle are quite acceptable.
- 20.2. Cattle, which have previously been used for a cutting event, should not be used.
- 20.3. The committee should allow a minimum of two and a half cattle per competitor, per round. Cattle, at the commencement of a round, must be considered fresh.
 - 20.3.1. The number of cattle in the arena will depend on the size of the arena. Committees should consider the number of cattle that fit safely into the arena (between 15 and 25 cattle). Then calculate how often the cattle should be replaced with fresh cattle (2½ cattle per competitor). Committees may adopt the following guidelines for the number and how often the cattle should be changed:
 - 20.3.1.1. 15 cattle in the arena –change cattle every 6 competitors.
 - 20.3.1.2. 20 cattle in the arena – change cattle every 8 competitors.
 - 20.3.1.3. 25 cattle in the arena – change cattle every 10 competitors.
 - 20.3.2. To calculate the number of cattle required for the event, Committees may adopt the following:
 - 20.3.2.1. Firstly, select the number of arena cattle available for the competition to obtain the cattle change number (as shown above). Divide the total number of competitors for the event by the cattle change number. Round the number up (if necessary), then multiply the new number by the number of cattle in the arena. For example:

| | |
|---|---|
| 20.3.2.1.1. | <u>Competitors 55, Arena Cattle 20, Cattle Change 8</u> |
| Total number of competitors | 55 |
| Divided by - How often the cattle change occurs | 8 |
| Sub Total | 6.875 |
| Sub Total number – Rounded up | 7 |
| Multiply by - Number of cattle in the arena | 20 |
| Total number of cattle required for the event | 140 head |

21. DUTY OF TURN BACK RIDERS

- 21.1. The competitors are responsible for providing their own turn back riders. Depending on the size of the arena, two or four turn back riders may be required.
- 21.2. Turn back riders are required to settle the cattle prior to the competitor crossing the starting line.
- 21.3. The duty of turn back riders is to provide the competitor with ample opportunity to separate the beast from the mob. Once the beast is separated, the turn back riders, positioned in front of the working area, should block the beast in such a way that the competitor has an excellent opportunity to show the horse's potential.
- 21.4. Any excessive action by the turn back riders to help the competitor (i.e., saving a major penalty from occurring) will be dealt with as a reduction of points for the competitor, even though there is no specific penalty for this action.

22. JUDGING CARD

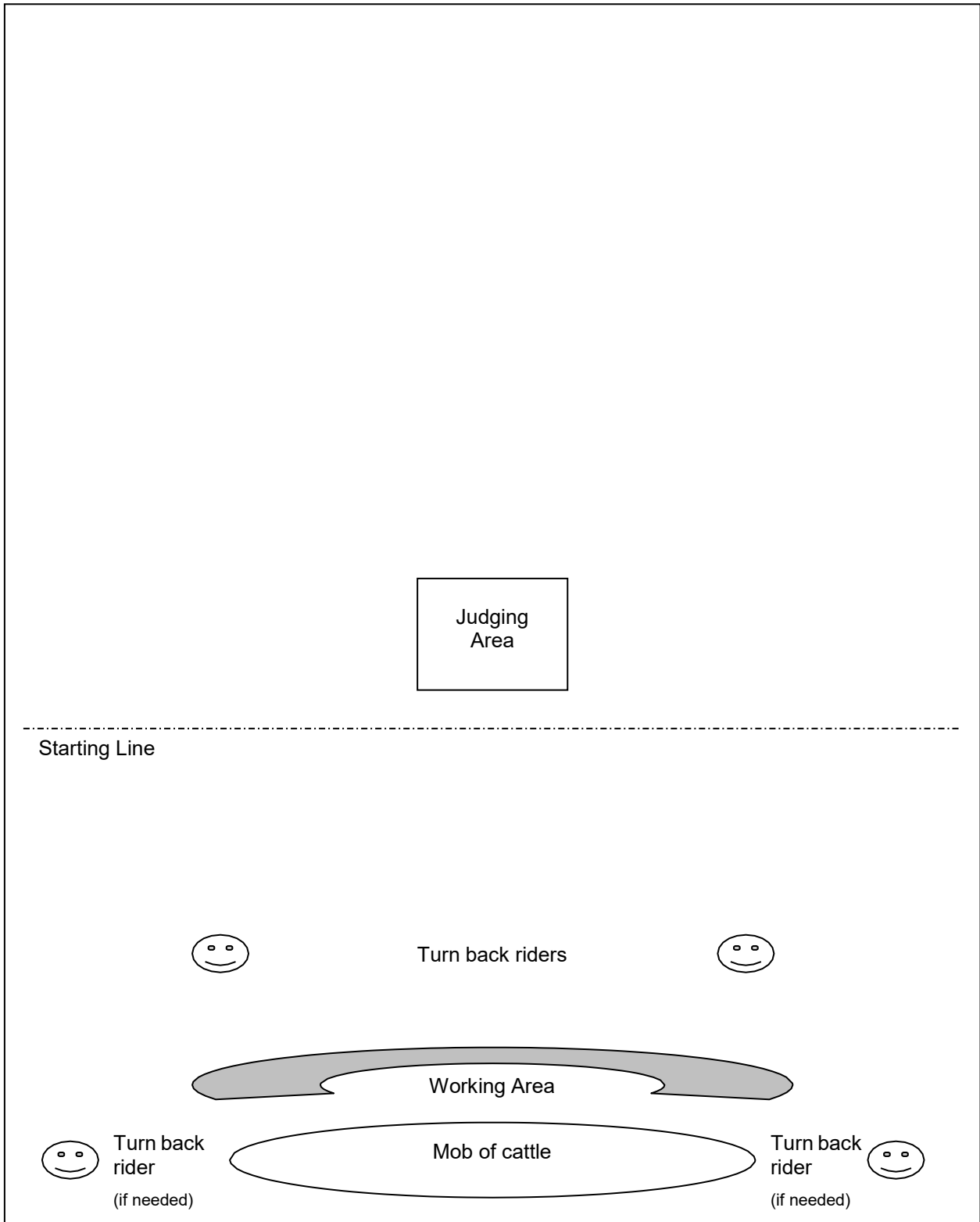
| | |
|-----------------------|--|
| Name of Event: | |
| Name of Show: | |
| Name of Judge: | |

| | | | | | |
|--|--|--|--|--|--|
| Horse | | | | | |
| Rider | | | | | |
| Cut Out 25 Points | | | | | |
| Control 25 Points | | | | | |
| Degree of Difficulty 25 Points | | | | | |
| Eye Appeal 25 Points | | | | | |
| Sub - Total 100 points | | | | | |
| 1 Point Penalties | | | | | |
| 3 Point Penalties | | | | | |
| 5 Point Penalties | | | | | |
| Total | | | | | |

ASHS – EVENTS HANDBOOK

NCCA – Code of Cattle Care and Campdraft Competition Rules, ASHS – Team Yarding and Station Cutting
Section 9 V1.1 – Page 14

23. LAYOUT OF CUTTING ARENA



The Australian Stock Horse Society Limited

EVENTS RULES & REGULATIONS ASHS STOCKMAN'S CHALLENGE

Section 10

CONTENTS

| | | |
|-----------|---|-----------|
| 1. | ASHS STOCKMAN'S CHALLENGE | 2 |
| 1.1. | AUSTRALIAN STOCKMANS CHALLENGE | 2 |
| 1.2. | DRY WORKING SECTION & PATTERNS..... | 2 |
| 1.3. | CATTLE WORKING SECTION | 5 |
| 1.4. | SMALL ARENA CATTLE WORKING SECTION & PATTERN | 8 |
| 1.5. | SCORING | 11 |
| 2. | DISQUALIFICATION | 11 |
| 3. | CHALLENGE RIDER COMPETITION STATUS – Competition Eligibility | 12 |
| 3.1. | OPEN CHALLENGE, JUNIOR HORSE & JUVENILE HORSE | 12 |
| 3.2. | ENCOURAGEMENT RIDER CHALLENGE | 12 |
| 3.3. | JUVENILE RIDER CHALLENGE..... | 12 |
| 3.4. | JUNIOR RIDER CHALLENGE | 12 |
| 4. | HORSE COMPETITION STATUS – Conditions of Entry..... | 13 |
| 4.1. | JUNIOR HORSE..... | 13 |
| 4.2. | JUVENILE HORSE | 13 |
| 4.3. | OPEN | 13 |
| 5. | ATTIRE | 13 |
| 6. | TACK | 13 |
| 7. | GENERAL | 14 |

This Handbook contains the Rules and Regulations for Australian Stock Horse Events and Competitions for THE AUSTRALIAN STOCK HORSE SOCIETY LIMITED, as approved by the Board of Directors, and is effective from **1st August 2024**. The Board shall determine any question not provided for by these regulations. Alterations to the regulations by addition, deletion or amendment will be effected by resolution of the Board.

NOTICE

Branches and Management Councils may only conduct the events listed in this Handbook. The Board of Directors must approve any other event being considered by a Branch or Management Council prior to advertising the said event. The Society's Public Liability Insurance Cover will not cover Branches and Management Councils that act outside Approved Events or run events in conjunction with other committees or organisations.

1. ASHS STOCKMAN'S CHALLENGE

- 1.1. **THE ASHS STOCKMAN'S CHALLENGE** is usually run over two sections, with prize money and ribbons awarded to the winner and placegetters of each section.

ASHS Stockman's Challenge sections include

- Section 1. is a Dry Working Section
- Section 2. is a Cattle Working Section

Each ASHS Stockman's Challenge is run over two rounds with a final if time permits.

Horses are allocated a score in each section and these combined scores result in an overall score for the event. Horses must record a score in each section to be eligible for an overall score. The event is open to registered Australian Stock Horses owned by financial Members of The Australian Stock Horse Society. The event may be run with unregistered horses and non-financial members subject to approval.

Each section of the ASHS Stockman's Challenge is to be judged by a different judge, however more than one judge can be used for each section. If more than one judge is used for each section the scores are averaged.

To be eligible for any awards each section must have been attempted, withdrawal will be at the discretion of the Committee.

- 1.2 **THE DRY WORKING SECTION** - Tests the horse's ability to manoeuvre well whilst engaging his hindquarters during turns and stops. The horse should be relaxed and settled during the workout, be light on its feet, well balanced and responsive to the rider's commands, with little or no resistance to the bit.

During the Dry Working Section the horse should be calm, supple, obedient and free moving. The workout should demonstrate the horse's training in a fluent and flowing motion.

Committees can select any approved ASHS Working/Challenge Pattern or choose one of the Patterns below.



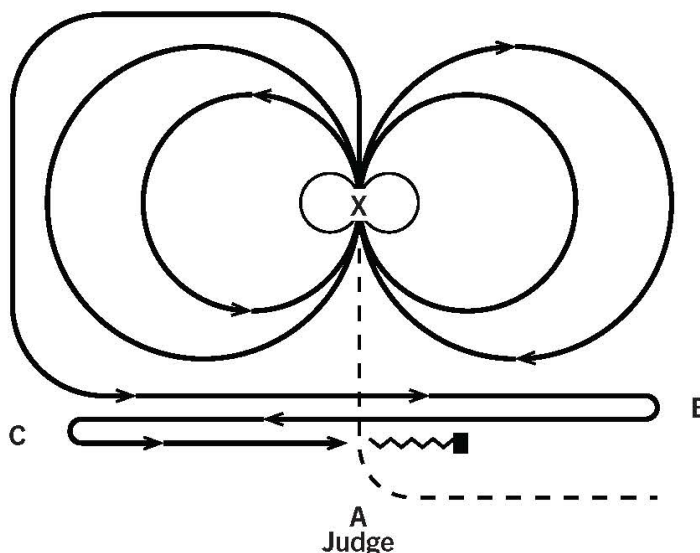
CHALLENGE 1 - CP1

Event _____

Class _____

Horse _____

Rider _____



| | | Possible Points | Judge's Marks |
|--------------|--|-----------------|---------------|
| 1 | Enter arena acknowledge judge. Proceed at a working trot to X and stop. | 10 | |
| 2 | At X perform a 360° spin to the right. | 10 | |
| 3 | At X perform a 360° spin to the left. | 10 | |
| 4 | Canter small slow circle left at X proceed to canter large fast circle left. | 10 | |
| 5 | Flying change at X. | 10 | |
| 6 | Canter large fast circle right at X proceed to canter small slow circle right. | 10 | |
| 7 | At X simple change. | 10 | |
| 8 | Continue left at a fast canter to B, At B stop rollback right. | 10 | |
| 9 | Canter to C, at C stop rollback left. | 10 | |
| 10 | Canter past A stop/settle, back up 3m. | 10 | |
| Total | | 100 | |

Judge: _____ Date: _____

Scoring Scale:

| | | | | | | | | | | |
|--------------|---|---|--------------|---|--------------|---|---|------|---|-----------|
| 0 | 1 | 2 | 3 | 4 | 5 | 6 | 7 | 8 | 9 | 10 |
| Not Executed | | | Insufficient | | Satisfactory | | | Good | | Excellent |



Australian Stock Horse SOCIETY

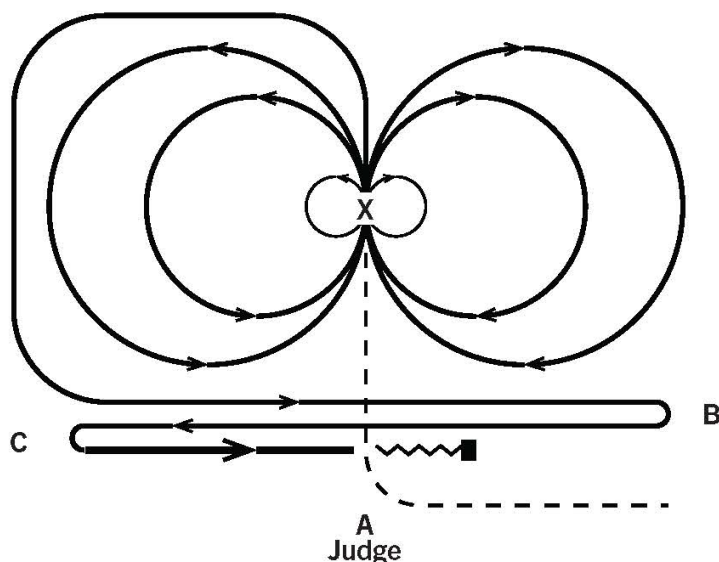
CHALLENGE 2 - CP2

Event _____

Class _____

Horse _____

Rider _____



| | | Possible Points | Judge's Marks |
|--------------|---|-----------------|---------------|
| 1 | Enter arena acknowledge judge. Proceed at a working trot to X and stop. | 10 | |
| 2 | At X perform two 360° spins to the right. | 10 | |
| 3 | At X perform two 360° spins to the left. | 10 | |
| 4 | Canter small slow circle left at X proceed to canter large fast circle left. | 10 | |
| 5 | Flying change at X. | 10 | |
| 6 | Canter large fast circle right at X proceed to canter small slow circle right. | 10 | |
| 7 | Flying change at X. | 10 | |
| 8 | Continue left at a fast canter to B, At B stop with out hesitation haunch turn right. | 10 | |
| 9 | Canter to C, at C stop with out hesitation haunch turn left. | 10 | |
| 10 | Canter past B stop/settle back up 3m. | 10 | |
| Total | | 100 | |

Judge: _____ Date: _____

Scoring Scale:

| | | | | | | | | | | |
|--------------|--------------|---|---|--------------|---|---|------|---|-----------|----|
| 0 | 1 | 2 | 3 | 4 | 5 | 6 | 7 | 8 | 9 | 10 |
| Not Executed | Insufficient | | | Satisfactory | | | Good | | Excellent | |

1.3. THE CATTLE WORKING SECTION – These cattle working rules are to be considered the rules of choice for all ASHS Cattle working sections in all challenges including but not limited to the following;

- Stockmans Challenges
- Any Futurity or Maturity with a cattle working section.
- Any Junior, Juvenile, Encouragement or Open Challenge with a cattle working section.
- Any other ASHS event that includes a cattle working section.

In general the cattle working section is similar to a Campdraft. The cattle working section consists of 4 elements as described below. The 2nd, 3rd and 4th elements are to be known as the outside course.

1. The cut out – A beast is to be cut out of a mob and held by itself towards the front of the camp. Competitor to call for the opening of the camp gates when ready to leave the camp.
2. 1st circle/peg – A left or right circle.
3. 2nd circle/peg – A circle in the opposite direction to the 1st peg.
4. 3rd circle/peg/gate – A circle in the same direction as 1st peg.

The outside course can be ridden in either direction, left or right of the competitors choosing. 1st, 2nd and 3rd peg should be used. The time limit for the outside course is 40 seconds. Time starts when the beast leaves the camp.

1.3.1. The cattle working section will be scored out of 100 as follows:

- Cut out – 25 points
 - Beast cut out of the mob and successfully held by itself prior to leaving the camp = scoring 15 – 25 Points
 - Beast lost back into the mob once = scoring 0 – 15 Points.
 - Cut out terminated by the Judge = scoring 0 points
- First circle/peg – 25 points
 - Beast and competitor circle around the peg = scoring 15 – 25 points
 - Either beast or competitor or both do not circle around the peg = scoring 0 – 15 points
- Second circle/peg – 25 points ASHS
 - Beast and competitor circle around the peg = scoring 15 – 25 points
 - Either beast or competitor or both do not circle around the peg = scoring 0 – 15 points
- Third circle/gate – 25 points
 - Beast and competitor circle around the peg = scoring 15 – 25 points
 - Either beast or competitor or both do not circle around the peg = scoring 0 – 15 points

The judge should address the competitors prior to commencing any cattle working section event.

The judge has the right to terminate any competitors round at any time.

The crack of the whip indicates a termination of a competitors round and the competitor should cease work immediately.

The judge's decision is final.

1.3.2. In the Camp/Cut out - All decisions to do with the cattle in the camp will be the responsibility of the judge and the cattle organising committee.

- There shall be 6 to 8 head of cattle in the camp at the commencement of the event.
- Fresh cattle can be replaced into the camp either way as follows
 1. One out, one in.
 2. Two head replaced after every two runs.

The judge should order the removal from the camp of unsound or distressed cattle. That may interfere with the competitors cut out and immediately replace with the same number of sound cattle.

The competitor must not 'try out' or work a beast until instructed by the judge to commence their cut out.

Once a competitor starts to work a beast they accept it as sound.

If a judge deems it necessary to interrupt a competitors cut out, a fresh beast may be selected if so desired; the original beast chosen must be removed from the camp and replaced with a fresh beast.

Cut out points will be held by the horse whether it scores outside or not.

Disputes over foul-ups at the cut out gate will be selected by the judge.

In the event of a beast breaking out of the face of the camp before a competitor calls for it they must follow it. If the judge considers the competitor has been unduly disadvantaged and has not significantly contributed to the breakout, a re-run may be awarded.

In the case of a breakout of cattle from the camp, the number of replacement cattle is to equal the number of breakout cattle.

Where a re-run is awarded the competitor shall receive the lesser of the two cut out scores.

Cut Out Termination - A competitor will have their cut-out terminated for;

- Turning tail to the beast. A tail turn is a turn executed by a horse in the opposite direction of the beast's line.
- Losing the beast twice into the cattle or, at the discretion of the judge losing control of the beast for the second time.

- Unnecessary delay while selecting a beast.
- Changing the beast after being clear of the cattle.
- Calling for the gate with more than one beast in front of the horse and subsequently taking more than one beast out of the camp.
- Running a beast or the mob of cattle into the back fence

When the Judge has determined that the competitor has lost control of the beast twice, the competitors 'cut-out' section will be terminated and they will be scored '0' in the 'cut-out section'. The competitor will be assisted out of the camp by the mounted steward or judge and allowed to continue **with the outside course**. The competitor must wait outside the camp for the beast to be brought out of the camp. Once the beast leaves the camp the competitor can then continue with the outside course.

Outside Course - The competitor is allowed 1 attempt only at each peg/ circle/ gate and when completed should continue on to the next peg/ circle/ gate.

The pegs are a guide to the outside course, if either the beast or rider or both do not circle around the pegs the competitor should continue onto the next peg/ circle/ gate.

In the event of a beast being distressed or bailing up and attempting to horn a horse, the judge shall terminate the round and score the competitor for the work that is completed.

Where the judge terminates an outside run due to interference or safety concerns and the competitor is awarded a re-start, the competitor will start again with the lesser of the two cut out scores with the original entitlement of cattle.

The diagram below shows the line of the gate for the outside work of the cattle working section.



Crossing the line of the gate peg prior to completing the 1st and 2nd peg/circles will result in termination of the outside course. The judge will score the competitor for any pegs/circles completed prior to being terminated.

Termination of Outside Work – A competitor shall cease to work the beast when;

- The judge terminates the round through the crack of the whip.
- The timekeepers whistle has blown to terminate the round.

Disqualifications – A competitor will be disqualified for;

- A horse that badly hits a beast over the hocks or runs up the rump of a beast.
- Losing control of the beast in the arena.
- Running a beast into the arena fence.
- Crossing the line of the gate peg prior to completing the 1st and 2nd peg/circles.
- A fall of horse or rider causing loss of control.
- Ill-treating either the beast or horse.
- Refusal to complete on sound available stock.
- Horse bucking, rearing or out of control.
- Excessive or harsh use of bit or spurs. No whip or switch may be used.
- Competitor is not considered to be in safe control of their horse.
- Any scoring previously for previously completed pegs/circles/gate prior to disqualification, will be at discretion of the judge.

1.3.3. Once the competitor has completed the 3rd circle/gate/peg or guided the beast through the gate, the run will be terminated immediately.

1.4. SMALL ARENA CATTLE WORKING SECTION & PATTERN

The aim of the small arena cattle section of the ASH Stockman's Challenge is designed to showcase the Australian Stock Horse's ability to work a beast in a similar fashion to a Campdraft, but in a small arena.

Working the beast on the short side of the arena showing the horses ability to replicate holding a beast away from the mob. The horse should be willing and fluent and obedient with no resistance and show a keen interest in the beast.

Then when the competitor has control over the beast they are to take the beast to the middle of the arena and do two circles, one circle either way, starting in either direction. This should be a controlled manoeuvre showing the horse's ability and willingness to travel calmly and obediently while controlling the beast in circles.

The overall picture should be in the best interest of animal welfare for both the horses and beast and portray the ASH in the best possible light.

1.4.1. One beast to be supplied for each competitor, with the judge able to reject and reward a rerun where the beast is deemed to be unsuitable. A competitor may choose to continue to work their beast after the judge has blown a whistle, after which no additional rerun can be awarded.

- 1.4.2. A rerun will be awarded at the judge's discretion, when the run was terminated due to no fault of the competitor.
- 1.4.3. The cattle working section is scored out of a possible 100 points with 3 sections individually scored. Section 1 will be scored out of a possible 30 points. Section 2-3 will be scored out of a possible 35 points each.

Section 1

Acknowledge judge, once a beast is released into the arena the competitor is required to work the beast in a manner that represents a cut-out, whilst at all times demonstrating control. The beast is to be worked on the short end of the arena where the beast was released from or at the judge's discretion.

Section 1 is scored from a possible 30 points.

Section 2

Upon completing Section 1 take the beast to the centre of the arena and perform a circle to the left or right (in either direction). Competitor must complete the circle at which time the competitor must change direction, whilst at all times showing control and position on the beast.

Section 2 is scored from a possible 35 points.

Section 3

Upon completing Section 2 continue with the beast and perform a circle in the opposite direction. Competitor must complete the circle at which time the competitor must change direction, once the direction change has been made the judge will terminate the run by cracking a whip or blowing a whistle.

Section 2 is scored from a possible 35 points.

- 1.4.4. Points will be awarded for maintaining control of the beast at all times, with position, pace and control plus overall eye appeal contributing to the points awarded for each section. Points will be deducted for loss of control of beast, excessive use of the arena fence.
- 1.4.5. Knocking down the beast during work or excessive use of the spur, will result in the run being terminated and a zero "0" score awarded.
- 1.4.6. In the event of a beast bleeding, a rerun may be awarded where the judge believes the blood wasn't caused by the competitor.
- 1.4.7. The judge can at their discretion terminate a run by cracking a whip or blowing a whistle at any time during the run where the competitor has deemed to have lost control of beast or horse. At all times the best interest of animal welfare will be taken into account for a run to be terminated.

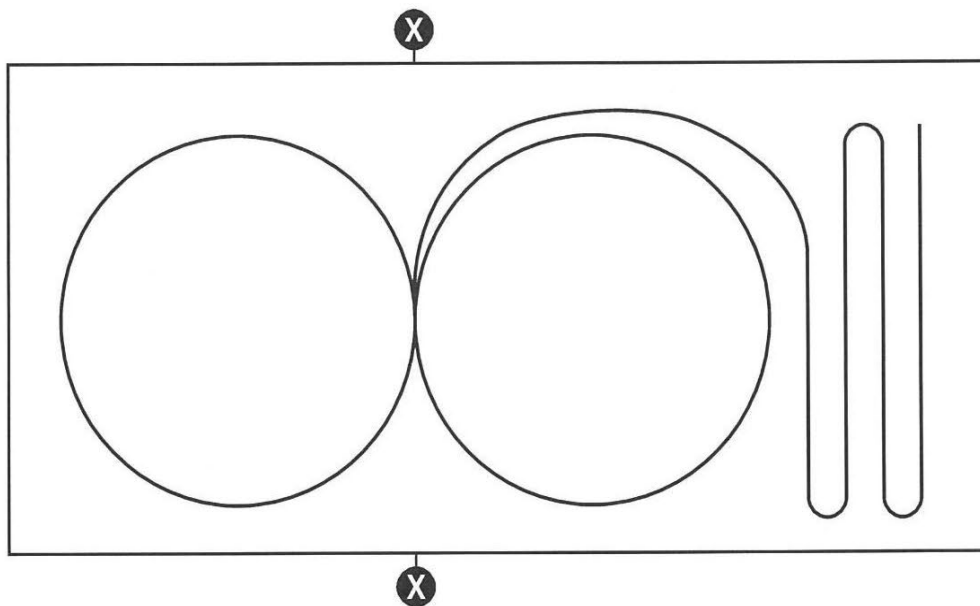


Australian Stock Horse
SOCIETY

Small Arena Cattle Working Section

The aim of the small arena cattle section of the ASH Stockman's Challenge is designed to showcase the Australian Stock Horse's ability to work a beast in a similar fashion to a Campdraft, but in a small arena.

Competitor _____ Horse _____



| SECTION | REQUIREMENTS | SCORE |
|--------------------|---|-------|
| 1. | Acknowledge judge, once a beast is released into the arena the competitor is required to work the beast in a manner that represents a cut-out, whilst at all times demonstrating control. The beast is to be worked on the short end of the arena where the beast was released from or at the judge's discretion. Section 1. Scored from a possible 30 points. | 30 |
| 2. | Upon completing Section 1. Take the beast to the centre of the arena and perform a circle to the left or right (in either direction). Competitor must complete the circle at which time the competitor must change direction, whilst at all times showing control and position on the beast. Section 2. Scored from a possible 35 points. | 35 |
| 3. | Upon completing Section 2. Continue with the beast and perform a circle in the opposite direction. Competitor must complete the circle at which time the competitor must change direction. Once the direction change has been made the judge will terminate the run by cracking a whip or blowing a whistle. Section 3. Scored from a possible 35 points. | 35 |
| Total Score | | 100 |

1.5. SCORING

- 1.5.1. Both sections must be completed with one rider/handler. The rider and/or handler must be a Financial Member of the Society.
- 1.5.2. Both sections must be ridden by the same rider including the preliminary rounds and the final. If the rider suffers a genuine injury or illness during the competition the event committee reserves the right to allow for a replacement rider to be substituted. Only one substitution is permitted for any competitor.
- 1.5.3. Where a draw is provided each competitor must adhere to the draw. All horses must be ridden in draw order. In exceptional circumstances a request can be submitted to alter the draw order. The committee's decision is final.
- 1.5.4. Scores from each section are added together, to give an overall score. The number of finalists will be determined by the number of entries and the overall scores.
- 1.5.5. The overall winner is the horse that scores the highest overall score. Placings will be determined by the committee hosting the event and the number of entries will be considered.
- 1.5.6. Each section must be completed in accordance with the selected pattern. In the event that a horse or rider falls or loses control in any section, the horse would be disqualified in that section and will not receive an overall score.
- 1.5.7. If more than one judge is officiating, the judge's scores are averaged.
- 1.5.8. Each section is to be ridden two-handed with the exception of entering or leaving the arena or where cracking a stock whip is required or when at a walk during herd work or to adjust their hat or helmet for safety reasons. No other exceptions apply. Should a competitor ride one-handed they will receive a "0" score for that manoeuvre plus a 20 point penalty. More than one manoeuvre performed one-handed will incur a "0" for the entire pattern.
- 1.5.9. Providing a horse is eligible it may compete in more than one division.
- 1.5.10. Any horse winning a section of a Challenge does not change its competitive status for that event, i.e., working, hack, campdraft, etc.
- 1.5.11. A horse's status is determined as at the beginning of the event.

2. DISQUALIFICATION

- 2.1 Competitors will be scored in all phases unless eliminated or disqualified.
- 2.2 **DEFINITION OF FALL OF HORSE:** When the horse's shoulder and hip are on the ground and all four feet are off the ground. Fall of horse in any event receives a score of '0' for that phase of the event.
- 2.3 **DEFINITION OF FALL OF RIDER:** Rider is no longer astride the horse.
- 2.4 Disqualification will apply if:

- 2.4.1. Horse/Rider falls.
- 2.4.2. Horse bucks or becomes unmanageable.
- 2.4.3. Any blood from spurring or in the mouth from the bit.
- 2.4.4. Lameness.
- 2.4.5. Using the incorrect gear as stated in regulations 5 and 6.
- 2.4.6. Abuse of horse, judges or official.

3. CHALLENGE RIDER COMPETITION CLASSES

In the event of a competitor knowingly nominating for an ASHS Stockman's Challenge event that they are not eligible for, that competitor may face disciplinary action. This statement should be noted clearly on the program.

- 3.1. OPEN CHALLENGE, JUNIOR HORSE & JUVENILE HORSE - Open to riders 8 years and above.
- 3.2. ENCOURAGEMENT RIDER CHALLENGE
 - 3.3.1. Restricted to riders 18 years and over.
 - 3.3.2. Competitors cease to be eligible to compete in an encouragement challenge after winning one ASH Open Age Stockman's Challenge, ASH Encouragement, Futurity, Maturity or a similar non ASH Stockman's challenge with the exception of a Junior Rider or Juvenile Rider Stockman's Challenge. Or any open age Campdraft (i.e Maiden, Novice, Open, Ladies, Associate) or a restricted Campdraft.
 - 3.3.3. In general, Encouragement Challenges are conducted for less experienced riders to be able to compete against competitors of the same experience level.
 - 3.3.4. The horse's status is not considered when determining the eligibility of the rider to compete in the encouragement challenge.
 - 3.3.5. Encouragement Challenges should be conducted with patterns and sections to suit less experienced riders.
 - 3.3.5. Committees can select patterns and sections that suit local conditions.
- 3.3. JUVENILE RIDER CHALLENGE
 - 3.4.1 Open to Riders 13 and under 18 years of age.
 - 3.4.2. All riders are to wear an Australian Safety Approved Helmet.
 - 3.4.3. Riders under the age of 18 are not permitted to handle or compete stallions at any time while on the grounds or in the competition arena.
- 3.4. JUNIOR RIDER CHALLENGE
 - 3.5.1. Open to riders 8 years and under 13 years.
 - 3.5.2. All riders are to wear an Australian Safety Approved Helmet.
 - 3.5.3. Riders under the age of 18 are not permitted to handle or compete stallions at any time while on the grounds or in the competition arena.

4. HORSE COMPETITION STATUS

CONDITIONS OF ENTRY – Horses in Age Restricted Classes

All horses must have their ASH registration papers available for inspection by the show committee. Where events have been approved to include unregistered Australian Stock Horses, all horses must show their relevant breed association registration papers if applicable.

In Australia the horse's birthday is 1st August. All horses in Australia, irrespective of where in the world they were bred, or when their birthdate is, will have their birthday on 1st August. Horses in age restricted challenges can accumulate points across a calendar year or point score period where applicable. All accumulated points need to be allocated against the relevant age restricted challenge.

4.1. JUNIOR HORSE CHALLENGE

4.1.1. To be eligible to compete in an ASHS Junior Horse Challenge a horse must be aged 3 years & under as of the 1st August.

4.2. JUVENILE HORSE CHALLENGE

4.2.1. To be eligible to compete in an ASHS Juvenile Horse Challenge horses must be 4 years of age as of the 1st August.

4.3. OPEN CHALLENGE

4.3.1. To be eligible to compete in an ASHS Open Challenge Horses must be 5 years & over as of the 1st August.

5. ATTIRE

5.1. Stockman's Challenge Competitors must be neat and presentable and must be suitably attired and mounted for presentations.

5.2. General Rules Dress Code – Stockman's Challenge competitors are to wear the following dress in all phases:

5.2.1. Hat - Australian style hat to be worn while competing and during presentation.

5.2.2. Helmets - Properly fitted helmets that comply with Australian Standard AS/NZS 3838, or ASTM F1163 and are less than five years old from the date of manufacture are permitted in all phases and are recommended during the cattle work phase. **Helmets are compulsory for riders under 18 years of age.**

5.2.3. Shirt - long sleeved button up shirt with collar, with sleeves rolled down and buttoned

5.2.4. Trousers - jeans or moleskins. Jodhpurs are not permitted except for riders under 13 years.

5.2.5. A tie for males and females. Ladies may wear a scarf if preferred.

5.2.6. Boots - Elastic sided short riding boots or high top boots. Safe and appropriate riding boots (as per Code of Practice for the Horse Industry – October 2009) must be worn at all times.

6. TACK

6.1. Equipment to be used during the competition includes:

- 6.1.1. Bridle - Single Barcoo bridle. One ear bridles and double bridles are not permitted.
- 6.1.2. Plain snaffle bit. The bit may have loose rings, egg-butt style, D shaped or tom thumb. The mouthpiece may be straight, single or double jointed. Riders under 13 years may use a Spanish snaffle bit with a curb chain.
 - 6.1.2.1. The bit must be no thinner than 3/8" (9.5mm) measured against the cheek. It may have a gradual taper to the centre but must be no thinner than 5/16" (8mm) measured 1" (25mm) from the cheek. The ring may attach with a bar or through a hollow tube but must always be free rolling to prevent leverage. The ring must measure no more than 4" (100mm) in diameter. Loose ring bar bits are permitted.
- 6.2. Twisted wire or gag bits are not permitted.
- 6.3. All bits to be made available to stewards and judges for inspection before and or during the event.
- 6.4. Reins - personal choice
- 6.5. Saddle - Australian type stock saddle with knee pads and no horn. Fender saddles are permitted. Competitors will not be penalised for the use of a back girth. Western saddles or saddles with a horn are not permitted
- 6.7. Not Permitted - Tie-downs or martingales of any description. Nose bands or any other artificial device are not to be used. Horses must have free use of its head and any type of head tie-down, running reins, head checks etc. must not be used. Hackamores and bosals are not permitted.
- 6.8. Spurs & Whips – Spurs are optional. Suitable spurs are allowed but no riding whip may be carried or used. A stock whip may be required in the Dry Work phase.
- 6.9. It is the responsibility of the competitor to ensure they have the correct gear and adhere to the rules and regulations.
- 6.10. The judge has the right to call on any competitor to inspect their gear and if gear is illegal, the competitor is required to remove the offending article before competing.

7. GENERAL

- 7.1. Branches have the opportunity to substitute the Cattle Working Section for a Station Cutting section as per Section 9 of the ASHS Events Rules & Regulations.
- 7.2. Committees have the choice to replace the Cattle Working Section for a Junior Horse Challenge (3yrs & under), with an ASHS Utility pattern or similar.
- 7.3. Committees have the option to include an award or run a point score for an owner/rider, novice/amateur rider etc.
- 7.4. All ASHS Challenge events and Programs need to comply with ASHS Event Notification, Management and Procedures and be approved prior to any advertising.

ANIMAL WELFARE - HORSES & CATTLE - Refer to current Cattle Welfare Policy – Section 9 – ASHS Events Rules & Regulations.

Horse Welfare Policy is available on the ASHS Website:

<https://www.ashs.com.au/media/1805/horse-welfare-officer-policy-procedure.pdf>

The Australian Stock Horse Society Limited

EVENT RULES & REGULATIONS

ASHS National Championships

Section 11

CONTENTS

| | |
|--|----------|
| NATIONAL SHOW COMMITTEE | 2 |
| 1. AIMS..... | 2 |
| 2. KEY RESPONSIBILITIES | 2 |
| 3. MEMBERSHIP | 2 |
| ENTRY CONDITIONS | 3 |
| 4. NATIONAL SHOW ENTRY CONDITIONS..... | 3 |
| SELECTION OF JUDGES | 3 |
| 5. PRINCIPLES FOR SELECTION OF JUDGES..... | 3 |
| 6. PROCESS FOR SELECTION OF JUDGES | 3 |
| CONDUCTING THE NATIONAL SHOW..... | 4 |
| 7. EVENTS | 4 |
| 8. USE OF PATTERNS..... | 4 |
| 9. JUDGING PROCEDURE WHEN SCORING PATTERNS | 4 |
| 10. EQUAL PLACINGS..... | 4 |
| 11. PROTESTS | 5 |
| 12. FUTURITY PLATE, MATURITY PLATE AND MAIDEN CAMPDRAFT SERIES PLATE CRITERIA FOR ENTRY | 5 |
| 13. MEASURING OF HORSES..... | 5 |
| 14. HIGH POINT HORSE OF THE SHOW | 9 |
| NATIONAL YOUTH SHOW | 9 |
| 15. PROCESS FOR SELECTION OF COMMITTEE..... | 9 |
| 16. ENTRY CONDITIONS..... | 10 |
| 17. PRINCIPLES FOR SELECTION OF JUDGES..... | 10 |
| 18. AGE GROUPS..... | 11 |
| 19. USE OF PATTERNS..... | 11 |

This Handbook contains the Rules and Regulations for Australian Stock Horse Events and Competitions for THE AUSTRALIAN STOCK HORSE SOCIETY LIMITED, as approved by the Board of Directors, and is effective from **3rd September 2024**.

Please note that from **3rd September 2024** all prior regulations will be superseded and are null and void. The Board shall determine any question not provided for by these regulations. Alterations to the regulations by addition, deletion or amendment will be effected by resolution of the Board.

NOTICE

Branches and Management Councils may only conduct the events listed in this Handbook. The Board of Directors must approve any other event being considered by a Branch or Management Council prior to advertising the said event. The Society's Public Liability Insurance Cover will not cover Branches and Management Councils that act outside Approved Events or run events in conjunction with other committees or organisations.

NATIONAL SHOW COMMITTEE

1. AIMS

- 1.1. To plan, deliver and evaluate the Australian Stock Horse Society National Show.
- 1.2. To promote the Australian Stock Horse Society brand and gain further exposure to a wider audience.
- 1.3. To make recommendations to the Board of the Australian Stock Horse Society Limited from time to time in regards to the event to benefit the Society and its members.
- 1.4. To conciliate and arbitrate on any conflicts that may arise in any matter relating to the ASHS National Show.

2. KEY RESPONSIBILITIES

- 2.1. The Committee shall be responsible for the following key areas required to coordinate the ASHS National Show;
 - 2.1.1. Announcers
 - 2.1.2. Cattle Sourcing
 - 2.1.3. Competitor Draws
 - 2.1.4. Drug Testing
 - 2.1.5. Entertainment & Social Activities
 - 2.1.6. Event Equipment Hire & Logistics
 - 2.1.7. Event Programme
 - 2.1.8. First Aid
 - 2.1.9. Hospitality & Bar Arrangements
 - 2.1.10. Nominations & Entry Conditions
 - 2.1.11. Marketing & PR
 - 2.1.12. Photographers & Webcasting
 - 2.1.13. Prizemoney Allocation
 - 2.1.14. Risk Management
 - 2.1.15. Signage & Event Branding
 - 2.1.16. Sourcing Ribbons, Trophies, Garlands & Trophy Rugs
 - 2.1.17. Sponsorship
 - 2.1.18. Trade Stand Management
 - 2.1.19. Venue Sourcing & Layout
 - 2.1.20. Volunteer Management

3. MEMBERSHIP

- 3.1. Membership of the Committee shall consist financial members of the Society who may be appointed for a period of one (1) year. Committee members should have a high level of experience with events either as an organiser, competitor or official. Committee Members also need to have a thorough understanding of the Society's Rules & Regulations.
- 3.2. The terms of office of Members of the Committee shall commence after the National Show de-brief meeting each year and shall cease after the next event in the year following their appointment.

- 3.3. Membership is recommended to be limited to fifteen (15) committee members, with the addition of the following automatic appointments:
 - 3.3.1. Chairman of the Board
 - 3.3.2. National Events Director
 - 3.3.3. CEO/General Manager/Operational Consultant
 - 3.3.4. National Events Co-ordinator
 - 3.3.5. Fountain of Youth Director

ENTRY CONDITIONS

4. NATIONAL SHOW ENTRY CONDITIONS

- 4.1. All competitors – horse owners, rider and/or handlers for all events at the National Show must be Financial Full, Youth or Participant Members of the Society as appropriate to their role.
- 4.2. All prize winners of major events must attend presentations to receive prizes or prizemoney. Exceptional circumstances will be considered by the Committee following submission in writing.
- 4.3. Competitors who fail to compete in the Supreme Classes without a valid reason will forfeit their Championship.
- 4.4. The Maiden Campdraft Series consists of two rounds plus a final. All rounds and the final must be completed by the same horse and rider combination, except in the case of an incapacitating injury to the rider. The horse must be a Maiden on the day after the completion of the last National Show event to qualify for entry.

SELECTION OF JUDGES

5. PRINCIPLES FOR SELECTION OF JUDGES

- 5.1. Judges may compete in alternate disciplines to what they are judging provided there is no event clashes. Disciplines are considered to be Campdrafting, Dressage, Show Jumping and Show Events (including feature events)
- 5.2. Competitors or owners do not officiate in any events in which they have a horse competing
- 5.3. Competitors and anyone with vested interest in an event at the ASHS National Championships on a particular day are NOT to fraternise with Judges or Officials.
- 5.4. Campdraft Judges will be selected by the same process. Judges must be accredited by one of the Campdraft Associations
- 5.5. Dressage Judges to be qualified **with relevant associations.**
- 5.6. Changes to judges due to unforeseen circumstances must be ratified by the Board

6. PROCESS FOR SELECTION OF JUDGES

- 6.1. National Events Coordinator will request a list of nominations from Branches, Management Councils, ASHS Board, and the National Show Committee for Level 1 and 2 Judges on the current ASHS Judges Lists 6 to 12 months in advance of the National Show.
 - 6.1.1. The closing date for these nominations will be determined by the National Show Committee to fit in with their timelines
 - 6.1.2. Nominations for Judges will not be accepted after the closing date
- 6.2. These lists and resumes are amalgamated by the National Events Coordinator and submitted to the Board. Availability to judge at the National Show will be confirmed at this time.

- 6.2.1. The list of judges will be perused by the ASHS Board to ascertain eligibility and then forwarded to the National Show Committee.
- 6.2.2. Judges are selected for the National Futurity first, as it needs two judges per event, then those judges will be utilised in different disciplines to avoid duplication.
- 6.2.3. The National Show Committee will list the judges in order of preference per category; Led, Hack and Working. National Events Coordinator will notify the selected Judges of their judging appointments.
- 6.2.4. If there are insufficient nominations of accredited competent Judges by this process the National Show Committee has the power to appoint further accredited Judges.
- 6.3. Judges will provide the National Events Coordinator with their information prior to publication
- 6.4. National Events Coordinator to send a letter to the selected Judges containing the terms of the contract regarding their engagement.
- 6.5. Once finalised Judges and the classes they will judge, will be printed in the National Show Programme.

CONDUCTING THE NATIONAL SHOW

7. EVENTS

- 7.1. The National Show Programme must include the following events:
 - 7.1.1. National Futurity
 - 7.1.2. National Maturity
 - 7.1.3. ABBEY Open Challenge
 - 7.1.4. **5 Year Old Challenge**
 - 7.1.5. Snaffle Bit Futurity
 - 7.1.6. **Yearling Futurity**

8. USE OF PATTERNS

- 8.1. The selected National Show Judges will submit patterns to the National Show Committee for review and approval.
- 8.2. The National Show Committee will decide on the patterns to be used.

9. JUDGING PROCEDURE WHEN SCORING PATTERNS

- 9.1. Judges are to use the point system for scoring pointed patterns. (ie. Where points are allocated for each movement and transition)
- 9.2. Elimination of riders on the circle can be conducted to reduce large classes prior to point scoring patterns.

10. EQUAL PLACINGS

- 10.1. Equal placings in show classes cannot be awarded at National level in first or second place in any class as champions and reserve champions are to be kept to the minimum number of horses.
 - 10.1.1. Equal placings in show classes can be awarded at National level from third place down at the discretion of the judge.
- 10.2. Equal placings cannot be awarded to the overall winners of the Yearling Futurity, Snaffle Bit Futurity, National Futurity, National Maturity or ABBEY Open Challenge.

- 10.2.1. Equal placings can be awarded in the sections of these events and in the rounds of any Campdrafts run at the National Show.
- 10.3. To divide winners the following method should be used:
 - 10.3.1. The Type, Presentation and Overall Impression score will be used as the initial countback score – with the highest score leading to the highest placing.
 - 10.3.2. In the event of a tie for the overall winner of the Yearling Futurity, Two Year Old Futurity or a show class it is to be determined by a count back starting with Type, Presentation and Overall Impression – with the highest score leading to the highest placing. Should this be equal then the next movement of the pattern should then be used. If there is still an equal score the count back is to go to the next movement in order listed on the pattern. If necessary the count back can continue through the movements in order until a winner is determined. If there is still a tie there will be a ride off as decided by the judges.
 - 10.3.3. In the event of a tie for winners in the Three Year Old Futurity, Four Year Old Maturity and Open Challenge it will be decided by the fastest time in the Time Trial. If the tie remains, the Time Trial will be re-run
- 10.4. In the ASHLA class, the standard ASHLA countback will apply.

11. PROTESTS

- 11.1. Any competitor or exhibitor may lodge a protest in writing to the Show Office within 30 minutes of the completion of an event.
- 11.2. The protest must be accompanied by a fee, set by the National Show Committee, and is refundable if the protest is upheld.
- 11.3. The protest shall be heard by the National Show Disputes Committee appointed by the National Show Committee and may be dealt with as such Committee may direct.
 - 11.3.1. The committee should consist of:
 - 11.3.1.1. Chairman of the Board
 - 11.3.1.2. National Events Director
 - 11.3.1.3. Convener of the National Show Committee
 - 11.3.1.4. CEO / General Manager / Operational Consultant of the Society
 - 11.3.1.5. National Show Ring Master
 - 11.3.1.6. Other members determined by the above
- 11.4. The National Show Committee will deal with problems involving questions arising at the show not specifically covered by the rules in this document.

12. FUTURITY PLATE, MATURITY PLATE AND MAIDEN CAMPDRAFT SERIES PLATE CRITERIA FOR ENTRY

- 12.1. Once a rider has won a Plate, or an event associated with the Plate Awards, they become ineligible to nominate for that Plate prize again.

13. MEASURING OF HORSES

- 13.1. At the National Show, all nominated horses in height classes may be identified against their current (last 12 months) Life Measurement Certificate. Certificates from reputable organisations such as Equestrian Australia & Show Horse Council are acceptable. Certificates must reference the correct ASH registration. In the event of a protest or concern by the committee, a horse may be asked to report to an ASHS Official Measurer where this requirement can be completed.

- 13.2. Horses will be measured in both centimetres and “hands” (4 inch). Heights shall be recorded in both scales.
- 13.3. Swabbing may occur under the Society’s Drugs Policy.
- 13.4. Qualified Measurers
- 13.4.1. All Measurers performing official measurement of horses will be appointed by the Board for this function as an ASHS Measurer
- 13.4.2. Measurers are to maintain respect towards competitors/owners/handlers at all times
- 13.4.3. Measuring must be strictly systematic to maintain the validity of the process and as a defence to subsequent challenge
- 13.4.4. Conflict of Interest - No Official Measurer or any person assisting the Measurer shall measure or assist/record the measurements for a horse in his ownership, a horse belonging to his family, a horse he is training or a member of his family is training, or in which he has a vested interest.
- 13.4.5. Measurers shall not discuss the measurement of any horse except in an official capacity with Event Officials or other Measurers
- 13.4.6. It is important at all times to be seen to be acting with complete integrity and responsibility and to ensure that any queries that may be raised are satisfactorily answered either at the time of measuring or in due course.
- 13.5. Records
- 13.5.1. When official height measuring is conducted height measurements will be recorded by the Society in its electronic database and owners/handlers will be provided with an official height certificate on the day it is performed.
- 13.5.2. Measurement Types consist of:
- 13.5.2.1. Annual Measurement - Horses aged 5 years and over - The Annual Measurement is valid for 12 months from the date of measurement. The Measurement is automatically cancelled immediately once a new Measurement is issued. A horse may be re-measured for an Annual Measurement a minimum of nine (9) calendar months after the date of the previous Measurement.
- 13.5.2.2. Limited Measurement - Horses aged under 5 years - The Limited Measurement is valid for 6 months from the date of measurement. The Measurement is automatically cancelled immediately once a new Measurement is issued
- 13.5.2.3. Life Measurement - Life measurement may be permitted for horses that have reached 8 years of age and have 3 consecutive official measurements in the same height division with one of those measurements being completed by an ASHS official measurer.
- 13.6. Measuring Area
- 13.6.1. The design of the measuring stick and the use of the stick shall be approved by the Board.
- 13.6.2. The ASHS Measurer carrying out the measurement has the responsibility that the stick he/she uses is an accurate one. The stick must be fitted with at least one spirit level and must be shod with metal.
- 13.6.3. All measuring must be undertaken on a flat concrete surface which has been laid in a horizontal plane. The surface should be flat to within 0.25" (6mm). The entire area of the surface shall be required to conform to these specifications
- 13.6.4. The measuring surface should preferably be located in a quiet area free from avoidable disturbances and distractions which may unsettle the horse
- 13.7. Presentation of the Horse

ASHS – EVENTS RULES & REGULATIONS

ASHS National Championships
Section 11 V14 – Page 6

- 13.7.1. The ASHS Measurer carrying out the measurement must identify the horse against its ASHS registration papers.
- 13.7.2. The Measurer will introduce themselves to the horse handler and advise that the horse handler must stay with the horse and observe all proceedings at all times until the measuring is complete
- 13.7.3. It is the responsibility of the owner, and in his interest, to ensure that the horse is well-handled, accustomed to the application of a measuring stick, and correctly prepared for measurement
- 13.7.4. The owner (if not the handler) may also observe the measurement, however other persons may not crowd the measurement area and surrounds. Directions from the Measurer in this regard must be followed
- 13.7.5. At the time of measurement, if in the opinion of the Measurer
 - 13.7.5.1. The horse is unfit to be measured for any reason, or
 - 13.7.5.2. The horse presents evidence of improper preparation (this includes shoes and hooves, both of which must be of adequate thickness to compete), or
 - 13.7.5.3. The conditions for measurement are unacceptable, the owner shall be informed that the horse will be measured at a later date, when it is in a fit condition to be measured. The Measurer's decision as to fitness and preparation for measurement shall be final and there is no appeal against this decision.

13.8. Measurement of the Horse

- 13.8.1. Prior to commencing it is necessary for ASHS Measurers to complete a preparation check list:
 - 13.8.1.1. Check the measuring site is level, and clear off any dirt or debris
 - 13.8.1.2. Check the rails of the Measuring Stand to ensure that they are secure
 - 13.8.1.3. Check that removable rails are available for limiting the horse's movement forwards or backwards whilst in the Measuring Stand
 - 13.8.1.4. Check that the Measuring Stick, if fixed, is securely held by fixing bolts and nuts and is perpendicular. If the Measuring Stick is portable checks need to be made to ensure that it is correct
 - 13.8.1.5. Check the height of the reading on the Measuring Stick is accurate by measuring from the underside of the measuring arm when in a horizontal position to the floor with a standard length pole with two level bubbles so it can be held vertically (i.e. 15hh reading on Measuring Stick measures at 152.4cm)
- 13.8.2. Shoes
 - 13.8.2.1. The horse may only be measured either with all four shoes, two front shoes or without shoes. Horses with only hind shoes, or with one front shoe missing will not be measured.
 - 13.8.2.2. If unshod, the horse must either have all four shoes removed and the feet correctly prepared and balanced as for shoeing, with the wall taken down level with the bearing edge of the sole. Excessive trimming of the feet is not allowed
 - 13.8.2.3. A shoe allowance of up to 3/8" (1cm) will be deducted if the horse is shod
 - 13.8.2.4. The exact amount of the shoe allowance shall be decided by the Measurer who has the right to measure the shoe and to use his discretion as to any allowance
 - 13.8.2.5. Horses will not be accepted for measurement with "Grass tips"

ASHS – EVENTS RULES & REGULATIONS

*ASHS National Championships
Section 11 V14 – Page 7*

13.8.3. Handling of the Horse

- 13.8.3.1. The horse should be handled quietly and allowed to relax before measurement is attempted. Relaxation has shown to produce significant changes in height
- 13.8.3.2. The time taken to check the identity of the horse and check for signs of improper preparation will usually be adequate time for the horse to relax (approximately 5 minutes)
- 13.8.3.3. In the event of a horse not relaxing or becoming unsettled the Measurer, at his/her discretion, may request that the horse be re-presented at a later time to give the horse the opportunity to relax and settle

13.8.4. Positioning of the Horse

- 13.8.4.1. The horse must be positioned for measurement with the front legs parallel and perpendicular; the toes of the front feet should be in line.
- 13.8.4.2. Both hind feet must be taking weight and as near perpendicular as possible; the toes of the hind feet should be not more than 15 cm out of line with each other
- 13.8.4.3. The poll must not be lower than the highest point of the wither at the time of measurement

13.8.5. Measurement of the Horse

- 13.8.5.1. The horse owner must have a clear view of procedures and be given an explanation of each step of the process
- 13.8.5.2. The application of a twitch or a “tinker’s grip” (skin twitch) is not permitted, nor is any other touching of the horse that is deemed unnecessary by the Measurer
- 13.8.5.3. The measurement shall be taken at the highest point of the wither
- 13.8.5.4. The measuring arm should be brought to the highest point quietly and gently so as not to unsettle the horse and must not be forced down on the wither but should touch gently
- 13.8.5.5. Prior to reading the height of the measuring stick it is important to constantly check the position of the poll to ensure it is not lower than the wither and that the horse is standing with weight evenly distributed over all legs
- 13.8.5.6. If the height indicated would necessitate re-classification of the pony/horse/galloway, special care must be taken to ensure that the horse is given every opportunity to fully relax.
- 13.8.5.7. The horse shall be measured twice only and shall spend a maximum of 10 minutes in the measuring area on each occasion. Where a second measurement is required the horse shall be returned to the Measurer no later than 1 hour after the time of the first measurement. This period may be shortened or extended at the discretion of the Measurer

13.9. Protests & Appeals

- 13.9.1. The owner of a horse has the right to appeal to the National Show Committee against an Official Measurement prior to competing.
- 13.9.2. See the Society’s Event Rules & Regulations regarding Protests at the National Show for further information. See 11 Protests above.

14. HIGH POINT HORSE OF THE SHOW

14.1. EQUAL PLACINGS

- 14.1.1. Equal placings can be awarded at National level only in minor placings. Points from both placings are added together and divided equally between the tied place getters.
- 14.1.2. High Point Horse of the Show may be awarded where applicable and at the discretion of the National Show Committee.

NATIONAL YOUTH SHOW

15. PROCESS FOR SELECTION OF COMMITTEE

- 15.1. Head Office will call for Expressions of Interest to hold the National Youth Show each year to Branches and Management Councils
- 15.2. Completed Expressions of Interest will be required by the last business day of January each year
- 15.3. The committee will need to be able to provide the following:
 - 15.3.1. An active committee to run the event
 - 15.3.2. Event dates
 - 15.3.3. Proposed Judges list
 - 15.3.4. Show programme or schedule
 - 15.3.5. Current sponsorship partners
 - 15.3.6. Venue details, including:
 - 15.3.6.1. Show rings
 - 15.3.6.2. Campdrafting arena
 - 15.3.6.3. Other competition areas such as dressage arenas
 - 15.3.6.4. Competitor stabling or yards
 - 15.3.6.5. Camping facilities, such as water, power and sanitary facilities
 - 15.3.6.6. Canteen
 - 15.3.6.7. Office
 - 15.3.6.8. PA systems
 - 15.3.6.9. Local facilities, such as supermarkets, vets, motels, etc.
 - 15.3.7. Post Event
 - 15.3.7.1. Financial Statement
 - 15.3.7.2. Event Attendance Statistics
 - 15.3.7.3. An article and images that will be included in the Journal.
 - 15.3.8. Other details as required by the Board
- 15.4. The successful committee will be provided:
 - 15.4.1. Funding on a per competitor basis
 - 15.4.2. Promotion through the Society's Journal, Website and Society Media
 - 15.4.3. Banners and limited event equipment
 - 15.4.4. Head Office staff to attend the event

- 15.5. Successful applicants will be chosen by the Board and advised in writing by the end of March each year. Submissions will be evaluated based on adequate evidence of the applicant's ability to organise the event.

16. ENTRY CONDITIONS

- 16.1. All competitors – horse owners, rider and/or handlers for all events at the National Show must be Financial Full, Youth or Participant Members of the Society as appropriate to their role.
- 16.2. All horses must be Registered Australian Stock Horses.
- 16.3. All events conducted by a National Committee are reserved for Competition Eligible Registered Australian Stock Horses.
- 16.4. It is recommended that a wide range of competition types be included in the National Youth Show Programme including Dressage, Sporting and Cattle Events
 - 16.4.1. Campdrafts – should be restricted to competitors 8 years & over.
 - 16.4.2. Competitors 8 years & under 13 can compete in cut out events.
 - 16.4.3. Competitors who enter the cut out cannot enter the Campdraft.
- 16.5. Under no circumstances, are stallions permitted to be on the grounds or to compete at the National Youth Show.
- 16.6. The following events must be included in the National Youth Show Programme as they are Perpetual Trophies:
 - 16.6.1. Supreme Hack
 - 16.6.2. Supreme Rider
 - 16.6.3. Champion Youth Working
 - 16.6.4. Overall High Point Youth
 - 16.6.5. National Youth Challenge 13 & under 18 years
 - 16.6.6. National Youth Judging Winner under 13 years, 13 years and under 18 years, 18 years & Under 21 years.

17. PRINCIPLES FOR SELECTION OF JUDGES

- 17.1. The National Youth Show Committee will select the Judges for the National Youth Show
- 17.2. A Judge at the National Youth Show is ineligible to compete in any event.
- 17.3. Judging at the National Youth Show is an honour and a responsibility. As part of this responsibility a Judge is responsible for ensuring that no immediate family member competes at a National Show at which a Judge is officiating.
 - 17.3.1. Should an inadvertent entry be made prior to a Judges name being known (for instance in the case of a late appointment) a full refund of entry fees for the competitor will be made (any system processing fees are excluded).
- 17.4. Judges selected at a National level must have the requisite experience in that discipline.
- 17.5. Competitors and anyone with vested interest in an event at the ASHS National Youth Show on a particular day are NOT to fraternise with Judges or Officials.
- 17.6. Judges for the National Youth Show will be ratified by the National Judges Selection Panel prior to notification and publication.
- 17.7. Judges will be finalised and printed in the National Youth Show Programme.
- 17.8. The National Youth Show Committee has the power to change the judges due to unforeseen circumstances. Such appointments will be ratified by the Board.

18. AGE GROUPS

- 18.1. **Age Groups** for competitions are as follows:
 - 18.1.1. Children – under 8 years (ridden and/or led).
 - 18.1.2. Junior - 8 years and under 11 years.
 - 18.1.3. Junior - 11 years and under 13 years.
 - 18.1.4. Juvenile – 13 years and under 15 years
 - 18.1.5. Juvenile – 15 years and under 18 years
 - 18.1.6. Associate – 18 years and under 21 years.
- 18.2. Age groups can be further broken up should entries allow, at the discretion of the National Youth Show Committee.
- 18.3. The Rider's / Handler's age is determined at the first day of competition.

19. USE OF PATTERNS

- 19.1. The National Youth Show Committee will select the patterns for all events in the National Show programme from the current ASHS Pattern Book
- 19.2. New Patterns for the National Show will be ratified by the Board of Directors.

The Australian Stock Horse Society Limited

EVENTS RULES & REGULATIONS

Annual Awards

Section 12

CONTENTS

| | |
|--|----------|
| ANNUAL AWARDS | 2 |
| 1. PRINCE OF WALES PERPETUAL TROPHY | 2 |
| 2. WESTPAC STAR OF THE YEAR TROPHY | 2 |
| 3. INTERNATIONAL PERFORMANCE HORSE AWARD | 3 |

This Handbook contains the Rules and Regulations for Australian Stock Horse Events and Competitions for THE AUSTRALIAN STOCK HORSE SOCIETY LIMITED, as approved by the Board of Directors, and is effective from 11th March 2020.

Please note that from 11th March 2020, all prior regulations will be superseded and are null and void. The Board shall determine any question not provided for by these regulations. Alterations to the regulations by addition, deletion or amendment will be effected by resolution of the Board.

NOTICE

Branches and Management Councils may only conduct the events listed in this Handbook. The Board of Directors must approve any other event being considered by a Branch or Management Council prior to advertising the said event. The Society's Public Liability Insurance Cover will not cover Branches and Management Councils that act outside Approved Events or run events in conjunction with other committees or organisations.

ANNUAL AWARDS

1. PRINCE OF WALES PERPETUAL TROPHY

- 1.1. The Prince of Wales Perpetual Trophy is awarded annually in recognition of an Australian Stock Horse that has achieved a number of prestigious performance awards in three event categories in a calendar year.
- 1.2. The Trophy, which has been awarded since 1986, is named after the Society's Patron, His Royal Highness The Prince of Wales. The Trophy itself is a remarkable piece of craftsmanship. It is a gold plated anvil created by Mr. Colin Crane of Muresk College, Western Australia. Mr. Crane was approached by the Society and commissioned to design the Trophy. It took two years to complete and was donated to the Society.
- 1.3. Horses can be nominated to the Board of Directors by Management Councils, Branches and Members as follows:
 - 1.3.1. A financial member of the Society may nominate a registered Australian Stock Horse owned by a financial member.
- 1.4. Nominations must include profiles for each horse nominated, with details of their achievements in three event categories in the previous calendar year. The emphasis is on the prestige of the awards achieved and not the number of places won in events over the 12-month period.
- 1.5. Nominations must be received at Head Office by 31st March of the following year.
- 1.6. The Board of Directors will select the winner at its first meeting after the closing date for nominations.
- 1.7. The winner will be presented with the award at the Annual General Meeting of The Australian Stock Horse Society or at a special meeting/function at a place convenient to the winner.

2. WESTPAC STAR OF THE YEAR TROPHY

- 2.1 The Westpac Star of the Year Trophy is an Annual Award that recognises an Australian Stock Horse, which is deemed to be an exceptional ambassador for the Society during the calendar year.
- 2.2 Horses can be nominated to the Board of Directors by Management Councils, Branches and Members as follows:
 - 2.2.1 A financial member of the Society may nominate a registered Australian Stock Horse owned by a financial member.
- 2.3 The Board of Directors may nominate a horse for consideration
- 2.4 Nominations for each horse should include a profile, list of achievements for the year and reasons why the horse should be considered as The Australian Stock Horse Society's Ambassador in that year.
- 2.5 Nominations must be received at Head Office by 31st March of the following year.
- 2.6 The Board of Directors will select the winner at its first meeting after the closing date for nominations.
- 2.7 The winner will be presented with the award at the Annual General Meeting of The Australian Stock Horse Society or at a special meeting/function at a place convenient to the winner.

3. INTERNATIONAL PERFORMANCE HORSE AWARD

3.1 Australian Stock Horse International Performance Award be available to be presented when an Australian Stock Horse gains outstanding international recognition. This award may not be presented annually but at the discretion of the Board.

3.2 The Board of Directors will select the winner